

TILE VENTILATORS - TV15 SERIES

20 YEAR GUARANTEE

The tile vent range comprises of discreet flush fitting ventilators designed to replace one tile to complete an uninterrupted roofscape. Ideal for profiled and flat concrete roof tiles, suitable for refurbishment and new build projects.

FEATURES AND BENEFITS

- Roof space ventilation to avoid damage and decay caused by condensation
- Simple to install
- Acid rain resistant and UV stabilised
- Optional adaptor for pipe connection

APPLICATIONS

- Minimum rafter pitch of 17.5°
- High or low level roof space ventilation
- Soil ventilation and mechanical extraction

MATERIALS

Polypropylene

TECHNICAL INFORMATION


- Provides compliance with BS 5250 and BS 5534
- Ventilation area of 15,000mm²

Airflow Resistance	
Flow Rate (l/s)	Pressure (Pa)
15	5
30	19
60	68
Ventilator Spacing	
Area Opening Equivalent (mm)	Fit at Centres (mm)
5	3000
10	1500
25	600


PRODUCT CODES AND COMPATIBILITY

Available colours:

Terracotta, Antique Red, Brown, Grey and Black.




Product Code: HD TV15/1




Product Code: HD TV15/4



Product Code: HD TV15/2



Product Code: HD TV15/7



Product Code: HD TV15/3

♻ The back of these tile vents contain up to 70% recycled PPC

PLEASE SEE OVERLEAF FOR COMPATIBILITY OF ALL DANELAW TILE VENTS

RELATED PRODUCTS



CON6+ Universal Ridge & Hip System
Includes a ventilated dry fix membrane with broad corrugated adhesive strips, patented gaskets, stainless steel straps and fixing screws, code: HD CON6



Tile & Slate Breathable Roofing Underlays
Available in four weights, two with optional integral lap tapes and widths of 1.0m or 1.5m, codes: DLR120, DLR120TT, DLR135, DLR150, DLR150TT and DLR180



Interlocking Dry Verge Systems
Provides weather tightness and secure fixing at the roof edge. Verge unit codes: MIDVERG20, INVERG, HD IDV, TIDV (thin leading edge), IPTDV (interlocking plain tile types)



TILE VENT AND SOIL ADAPTOR COMPATIBILITY

FORTICRETE	TILE VENT	ADAPTOR
Gemini	TV10/11	DPCA, DPCSPA
Minislate	TV10/11	DPCA, DPCSPA

BREEDON		
Double Roll Type	TV15/3	TVA, TVSPA
Flat Type	TV15/1	TVA, TVSPA

MARLEY		
Anglia Plus	TV10/8	RSPA
Ashmore	TV10/11	DPCA, DPCSPA
Duo Modern	TV15/1	TVA, TVSPA
Double Roman	TV15/3	TVA, TVSPA
Ludlow Major	TV15/4	TVA, TVSPA
Ludlow Plus	TV10/6	RSPA
Mendip	TV15/2	TVA, TVSPA
Modern	TV15/1	TVA, TVSPA

MANNOK (QUINN)		
Locherne	TV15/2	TVA, TVSPA
Western Slate	TV15/1	TVA, TVSPA

DOUBLE LAP TILES		
Plain Tiles	TV10/5, TV10/9, TV10/10	PCA, PCSPA, DPCA, DPCSPA

BMI (REDLAND)		
49 Type	TV10/6	RSPA
Double Roman	TV15/3	TVA, TVSPA
Duo Plain	TV10/11	DPCA, DPCSPA
Grovebury	TV15/2	TVA, TVSPA
Landmark Dbl Pantile	TV15/2	TVA, TVSPA
Mini Stonewold	TV15/1	TVA, TVSPA
Norfolk Pantile	TV10/8	RSPA
Renown	TV15/7	TVSPA

RUSSELL		
Cheviot	TV15/4	TVA, TVSPA
Double Roman	TV15/3	TVA, TVSPA
Grampian	TV15/1	TVA, TVSPA
Highland	TV15/1	TVA, TVSPA
Pennine	TV15/2	TVA, TVSPA

WIENERBERGER (SANDTOFT)		
Calderdale Slate	TV15/1	TVA, TVSPA
Double Roman	TV15/3	TVA, TVSPA
Dual Calderdale	TV15/1	TVA, TVSPA
Shire Pantile	TV10/8	RSPA
Standard Pattern	TV10/6	RSPA

NOTE: PCA, TVA, AND DPCA ARE ADAPTORS ONLY



The back of these tile vents contain up to 70% recycled PPC.

Soil pipe adaptors (not the hose) contain up to 50% recycled PPC.