


NATURAL SLATE

BY SIG ROOFING

Specialising in Natural Slate
for your roof.

SIG ROOFING



CONTENTS

SIG ROOFING NATURAL SLATE

Prestige Range	8-9
Excellence Range	10-11
Commercial Range	12-13
Classic Range	14-15
Our Suppliers	18-23

At SIG we stock a wide selection of natural slate, sourced directly from the quarry and ideal for your next roofing project. We are proud to say that our commitment and product expertise has allowed us to become a household name in the distribution of natural slate.

SIG Roofing, a subsidiary of SIG plc, source from quarries around the globe, including Spain, Wales and the Americas. This allows us to offer the widest selection of natural slate for any project, new or refurbishment.

Quality is at the forefront of everything we do, so we work closely with our sources to ensure that we supply slate that not only meets your performance criteria, but also your aesthetic requirements, within budget. We know from our extensive experience that no two projects are alike, so we ensure that every slate is carefully selected from reputable suppliers to match your roofing requirements.

We are constantly reviewing the market to source the best natural slates from across the world to ensure the highest quality for your roof. With years of knowledge and a firm belief in our products we can give you confidence and peace of mind when choosing SIG Roofing Natural Slate.

SIG Roofing work with quarries that have been carefully selected by experienced specialists to satisfy our customer's roofing requirements. We rigorously enforce product traceability and our specially selected suppliers have robust warranties in place, giving the peace of mind you would expect from SIG Roofing.

Warranties are provided subject to the installation being in accordance with prevailing British Standards and good roofing practice.

The warranty is in addition to, and does not affect, your statutory rights. Full terms and conditions of the warranty are available on request.

The finest natural roofing slates from the most reputable quarries.



Unique

Each slate is one-of-a-kind and you can be sure of this just by looking at the slates themselves. The texture of each slate is individual because it has been created over millennia by natural forces.



Durable

The real attraction of natural slate is its strength, fire resistance, energy efficiency and durability. It's longevity means that the colour and other properties of the slate are undiminished by time or the elements, so you don't have to choose between beauty and durability.



Sustainable

Being 100% natural, slate is the best choice for sustainability and having the lowest impact on our environment. Natural slate has a lower carbon footprint than synthetic alternatives and can last a lifetime.



Appearance

Natural slate has an undeniable beauty and adds charismatic appeal to every building it is used on. Its natural colours and textures enhance the aesthetics of a pitched roof resulting in a clean and sculptured roof finish.

OUR WORK



NATURAL SLATE

This range consists of first-class natural slate from world leading suppliers from the UK and Canada. The unique slates have a timeless appearance and an unrivalled performance, their subtle qualities and range of colours create a distinctive design.

Prestige natural slates are handpicked and widely chosen by designers and architects to bring unique style and distinction to any restoration or modern development.

All slate in the Prestige range are T1, S1, W1 ($\leq 0,6\%$) to comply with NHBC Standards. Prestige slate offers unbeatable quality and highly diverse performance with minimum wastage.

All Prestige slates come with a 75 year warranty, terms and conditions apply.

PRESTIGE RANGE



The elite selection of the best quality natural slate renowned for its high quality and inherent beauty used by architects and developers.



SIGA Quebec

Quebec slate is a dark blue/grey, homogeneous colour with consistent thickness and characteristic longitudinal grain.




Welsh Slate Penrhyn Heather Blue

Offering one of the traditional Penrhyn colours, also known as Bangor Blue, and perhaps the best known Welsh Slate colour.



Welsh Slate Cwt-Y-Bugail

The traditional Ffestiniog colour, a dark blue grey with occasional white veins which makes the material ideal for all applications.



Burlington Slate Westmorland Green Slate

Elterwater is a pale green stone, often highlighted by contrasting markings and strong texture which emphasise its natural origins.



Burlington Slate Blue Slate

Burlington Blue Slate is an even blue grey colour with a textured surface. Kirby Stone, used to create Blue Slate, has been chosen for applications around the world to create classic weather resistant details and surface finishes.



NATURAL SLATE

This range provides readily available alternatives to long discontinued slates from Wales and Scotland, providing a close match for texture and colour without the slightest compromise on quality.

Excellence natural slates are ideal for heritage conversion and refurbishment projects and high quality new build and self build projects, with some slates being National Parks approved. All slates are T1, S1, W1 ($\leq 0,6\%$) to comply with NHBC Standards. Excellence slates have exceptional selection with very low wastage and a long life expectancy.

All Excellence slates come with a 75 year warranty, terms and conditions apply.

EXCELLENCE RANGE



The finest natural roofing slates from the most reputable quarries, selected to provide a long lasting, beautiful roof with minimal grading and sorting.




SIGA 150

An alternative to native green slate which can no longer be sourced. Commonly used on churches.




SIGA 140

An alternative to indigenous purples slate, sourced from the USA.



SIGA 120

A unique, random diminishing alternative to traditional Scottish Slate.




SIGA 32s

A textured blue grey slate with National Parks Approval. A good alternative to the popular SIGA 32.



SIGA 67atg

An attractive blue black slate suitable for use in Scotland on high profile projects. Accredited with the Belgian ATG standard.



SIGA 32

A textured blue grey slate with National Parks Approval. 7mm thickness commonly used in the North of England, 5mm in the South.



SIGA 50x

A clean, flat and regular slate with an attractive dark appearance, commonly used in the South of England.




SIGA 53s

A strong, hard slate with excellent durability, an attractive dark/grey appearance and a rustic, rugged texture.



SIGA 112s

A dark blue grey smooth slate from Spain which has National Parks Approval.



GALLEGAS 39 by CUPA

A smooth, blue grey and slender slate suitable for conversion and refurbishment projects in the South and East of England.

NATURAL SLATE

Commercial slates are recommended for experienced slaters, as thickness and quality can be more variable than the Excellence range, so careful sorting and grading is recommended for the best aesthetics.

All slates are S1, T1, W1 ($\leq 0,6\%$) to comply with NHBC Standards. Wastage, while still very reasonable, is generally a little higher than the Excellence range.

All our Commercial natural slates come with a 30 Year Warranty, terms and conditions apply.

COMMERCIAL RANGE



SIGA 62m

A first selection slate from the La Bana Region with a fine vertical line. Smooth, blue grey and slender - suitable for projects in the South and East of England.



SIGA 13s

A dark blue grey smooth slate from Spain similar to SIGA 112s, with a fine vertical grain. Often used on self build projects.



SIGA 54x

A clean, flat and regular slate with an attractive dark appearance, commonly used in the South of England. Very cost effective.



GALLEGAS 35 by CUPA

A dark grey, textured 8mm budget option slate suitable for conversion and refurbishment projects in Scotland.



GALLEGAS 37 by CUPA

A clean, flat and regular slate with an attractive dark appearance, commonly used in the South and East of England.



GALLEGAS 65 by CUPA

A smooth, economical, natural slate in larger formats, suitable for lower pitches. Ideal for new build projects covered by NHBC warranties in the West of England and Southern Home Counties.

A range of good quality natural roofing slate, ideal for the refurbishment and volume housing developer markets.

NATURAL SLATE

Although they require more sorting and grading, all Classic roof slates must meet the same strict testing and certification criteria as the higher grades.

Our Classic range is ideal for conversion and refurbishment projects across the UK, and the slates are NHBC compliant making them suitable for new build housing. Wastage is a little higher than the Commercial range.

All our Classic slates come with a 30 Year Warranty, terms and conditions apply.

CLASSIC RANGE




Affordable natural roofing slates of good overall quality make the Classic range ideal for budget conscious projects, in a range of colours and textures.




SIGA 56m

A smooth, blue grey and slender slate from the La Bana Region. Suitable for conversion and refurbishment projects in the South and East of England.



SIGA 56x

A clean, flat and regular slate with an attractive dark appearance, commonly used in the South and East of England.




SIGA 56s

A dark grey, textured 8mm budget option slate suitable for conversion and refurbishment projects in Scotland.



SIGA 56v

A smooth, economical, natural slate. Ideal for new build projects covered by NHBC warranties in the West of England and Southern Home Counties.



Galiza Brazilian Graphite

Popular in the west country due to its colouration and texture. An economical choice for all building types.



Galiza Brazilian Grey/Green

Grey/Green is a consistent, smooth slate popular in the South-West, offering great value for money. Suitable for new build or refurbishment.

**Each slate is one-of-a-kind and
you can be sure of this just by
looking at the slates themselves.**

With over 100 years of history, CUPA Group is now the world leader in production of natural slate.

Since the first mining development in 1892 the efforts of CUPA Group have been centred in investigating new slate deposits and exploring and developing new production techniques to satisfy growing demand.

All of the Gallegas by CUPA natural slate is produced directly at one of their 20 quarries, located on the largest tectonic slate reserves in the world. That, along with their 24 processing plants enables them to offer any kind of slate in various sizes, widths and formats.

Gallegas by CUPA natural slate is produced in their mines in Spain. Gallegas by CUPA natural slate has a very distinctive appearance thanks to its grain and is well known for its beauty and durability. The slate is extracted from the mine using quality control techniques which ensure that the Gallegas by CUPA slates are uniform, requiring minimal grading.

GALLEGAS BY CUPA

NATURAL SLATE



SIGA
Natural Slate

Since its inception in 2005, SIGA Slate has sought to bring simplicity to the market through the clarity, consistency and efficiency of its products and services.

SIGA Slate carefully manages every single step of the journey, from the quarry to the roof. This monitoring and careful selection ensures that your slate roof is not only aesthetically beautiful and strong, but that you also have consistency and traceability that's second to none.

SIGA Slate stands for quality. The way SIGA ensure Natural Slate quality is through an in-depth knowledge of the quarries. SIGA has built especially close partnerships with quarries in Spain, where SIGA has on-site, full-time quality control teams all working together to make sure your slate is the best it can be. By choosing SIGA, you're choosing to work with people who have immense pride in, and in-depth knowledge of Natural Slate for roofing. SIGA has a market-leading track record for their high standards and end-to-end value.

www.sigaslate.co.uk

WELSH SLATE



Welsh Slate is the world's leading manufacturer of high-quality slate for an unparalleled range of design-led applications.

From its source in North Wales, Cwt-y-Bugail and Penryhn quarries have been the focal point of UK natural stone and its heritage since the thirteenth-century and a major operation for over 400 years. Welsh Slate roofing is extracted from some of the world's finest deposits. Formed up to 590 million years ago, each piece of slate has its own unique fingerprint that reflects the power and presence of the landscapes from which it was hewn.

The inherent beauty and qualities of slate have resulted in its specification and use by architects, developers and interior designers.

Welsh Slate is available in two colours that are complimented by the distinctive natural texture of slate. The aesthetic qualities are combined with the slate's natural durability and element resistance, making it the perfect slate for all environments.



Burlington Stone is a prestigious manufacturer of British natural slate which has been quarried for over 400 years in the heart of the English Lake District.

Whether residential or commercial, traditional or contemporary, the versatility of Burlington's range of natural slate make it possible to bring unique style and distinction to any development.

Burlington blue/grey slates and Westmorland green slates are sympathetically extracted from quarries in the heart of the English Lake District. Using highly skilled craftsmen, with experience passed down through the generations, they produce exquisite British natural slate, ensuring their products meet and exceed each customers' expectations.

BURLINGTON SLATE





GALIZA



Galiza natural slate is unique because of its geographical attributes which are famously known to produce consistent, economical slate.

Galiza natural slate is a Brazilian slate quarried from the Minas Gerais area of Brazil, known for its unique characteristics which results in an inimitable surface texture compared to many other slates. A large volume of Brazilian slate originates from the Minas Gerais region, and Galiza is commonly chosen for new build and domestic refurbishment projects.

The Brazilian slate is generally flatter in nature which allows for a cleaner split, making Graphite and Grey/Green options popular in the South West due to its similarities to weathered British slates from the region.

SIG ROOFING BRANCH NETWORK

You can visit any one of our SIG Roofing branches and speak with a member of our team about your natural slate requirements. We stock a large range of slates in branch, as well as those specific to your area and can help you to make the decision on the best slate for your project.

Find details of your local branch at www.sigroofing.co.uk/find-a-branch

SIG DESIGN & TECHNOLOGY

SIG Design & Technology is a part of SIG Roofing, a leading division of SIG plc, a FTSE listed company and market specialist supplier to professionals in the building and construction industry. Our specialist team offer specification and design advice and provide slates with full traceability as standard. We can help you identify the right slate specific to regional areas no matter what part of the UK or type of project you have. Our deep knowledge of installation techniques, Building Regulations, product standards and Codes of Practise mean you get the reassurance of professional assistance to complete the best pitched roof specification for your project.



SIG Design & Technology

Mannheim House, Gelders Hall Road, Shepshed, Leicestershire, LE12 9NH

Tel: 01509 505 714 | Fax: 01509 505 475

Email: info@singleply.co.uk

www.singleply.co.uk

CONTACT US GET IN TOUCH TODAY

SIG Roofing

Harding Way, Saint Ives

PE27 3YJ

Tel: 01480 466 777

www.sigroofing.co.uk



**Quality natural
roofing slate.**



BY SIG ROOFING

SIG Roofing
Harding Way, Saint Ives
PE27 3YJ
Tel: 01480 466 777
www.sigroofing.co.uk

Due to the limitations of print and digital reproduction, the colour of slates shown in this document is for guidance only and should not be taken as an accurate representation. Please request a product sample before specifying a slate to ensure it corresponds to your design requirements.

All rights reserved. No part of this publication may be reproduced or transmitted in any form, or by any means, electronic or mechanical including photocopy, recording or any information storage and retrieval system, without permission in writing from SIG Trading Ltd. No information contained within this publication can be used to compile any other printed or electronic directory or mailing list. Whilst every effort has been made to ensure accuracy, the publisher does not, under any circumstances, accept responsibility for errors or omissions and no representation or warranty is made in relation to the suitability of a product for a specific application. Copying of the images contained in this publication, in any form without the author's permission, is an unlawful act under the Copyright Designs and Patent Act 1988, E&OE.