

FIXER

FLAT ROOFING



LIQUID ROOFING

A single component modified polyurethane
waterproofing system

PRODUCT SELECTOR & QUICK INSTALLATION GUIDE

AN INTRODUCTION TO THE FIX-R LIQUID ROOFING SYSTEM

FIX-R Liquid Roofing System is the latest innovation in liquid roofing technology combining the benefits associated with existing alternative products to create a new system which is very user friendly. FIX-R Liquid Roofing offers the UK a cold applied seamless liquid waterproofing membrane that is totally non-hazardous, is completed in one pass and designed with the Northern European climate in mind.

It is fully reinforced with a polyester membrane and cures naturally through contact with moisture in the atmosphere.

FIX-R Liquid Roofing is a single component modified polyurethane, moisture curing coating applied in multiple layers in conjunction with a polyester reinforcing fleece. The coating is vapour permeable, and suitable for use on both new and remedial projects.

FIX-R Liquid Roofing is ideal for use on:

- Small scale or large commercial projects, whether they are new or refurbishments
- Flat roofs, balconies*, terraces* and walkways*
- Gutters
- Profile roofs
- Complex detailing, up-stands, penetrations and terminations
- Over-coating failed single ply or existing coatings

*when used under a suitable paving system

Why FIX-R

We not only ensure that our products are fit for purpose and meet regulatory requirements, but meet your standards of usability and quality. This is achieved through our close relationships with manufacturers, technical understanding of the marketplace and continued investment in finding the right solution for the job in hand.

You can purchase FIX-R products with the confidence that we will be here to support you now and in the future, as we:

- Offer impartial advice
- Support customers with technical advice in branch and on-site
- Work with trade associations, training and testing organisations
- Have an in depth understanding of market and legislative compliance
- Stock the best products from market leading manufacturers

FIX-R can commit to these goals as we have the backing of our parent group, SIG plc, a FTSE 250 listed company.

WHAT MAKES FIX-R LIQUID ROOFING THE RIGHT CHOICE FOR YOU:

- The wet-on-wet application technique is quick and simple and makes the roof instantly waterproof
- Water repellent on application
- Single liquid component means no catalyst is required and therefore no wastage
- Bonds to most conventional roof substrates when used with the appropriate FIX-R Liquid Roofing Primer
- Can be applied at temperatures above 5°C and rising
- Ideal for roofs with complex details
- Non-hazardous - low odour with no solvents
- Fully reinforced with polyester fabric
- Minimum wastage - unused product can be stored and reused*
- UV stable
- Self adhesive jointing tape option makes surfaces instantly water tight speeding up installation process
- 15 year product warranty available

System Components

Products


- FIX-R Liquid Roofing
- FIX-R Fabrics

Ancillaries

- FIX-R Stain Blocker & GP Primer
- FIX-R Jointing Tape

Tools Required

- Paint Roller
- Scissors
- Brush
- Gloves



*sealed and stored between 5°C - 32°C

PRODUCTS



FIX-R Liquid Roofing

The FIX-R Liquid Roofing System is a one-component liquid waterproofing system which is isocyanurate free, contains no solvents, has very low volatile organic compounds (VOC), and does not require classification or marking as a hazardous substance.

Fully reinforced with a polyester fabric, it cures through moisture in the atmosphere (touch dry in 45 minutes - 2 hours) and can be applied all year round in temperatures above 5°C and rising.

Colours:

- Mid Grey

Sizes:

- 4 Litre
- 15 Litre

FIX-R Fabric

Use FIX-R Fabric to fully reinforce FIX-R Liquid Roofing, creating a flexible and strong waterproofing system.

Fabric Sizes:

- 25m x 1m (for field area)
- 25m x 250mm (for detailing and upstands etc.)
- 25m x 100mm (for board joints)



ANCILLARY PRODUCTS



FIX-R Stain Blocker

FIX-R Stain Blocker is a high build primer designed to be used on all bitumen substrates before the application of the main Liquid Roofing.

- FIX-R Stain Blocker is bright blue in colour and designed to promote adhesion to all bitumen based surfaces
- All chippings and ballast must be removed from the substrate; the surface must be cleaned thoroughly by power washing and then sealed with FIX-R Stain Blocker



FIX-R Jointing Tape

FIX-R Jointing Tape is a polyester reinforced self-adhesive tape designed to seal joints and seams prior to the application of the FIX-R Liquid Roofing System. It replaces the need for the 100mm wide reinforcing fabric and liquid application reducing overall installation costs.

- Seals telescopic tube fasteners in a mechanically fixed insulation system
- Excellent adhesion to most substrates
- Water resistant immediately after application
- Available in rolls of 25m x 100mm



FIX-R GP Primer

A water based, low viscosity white primer intended for adhesion promotion on:

- PVC Single Ply Membrane
- Treated and Untreated Wood
- GRP
- Approved Insulation Boards
- OSB3 Decking Boards
- Apply only when atmospheric and substrate temperatures are greater than 5°C
- The surface of the substrate should be clean and dry and must be 3°C above the dew point

LIQUID ROOFING INSTALLATION GUIDE

The FIX-R Liquid Roofing System is simple to use, straight from the bucket. Applied by brush or roller it is ideal for flame-free application where access is limited or where large amounts of detailing are required.

Application Conditions

- Minimum surface temperature: 5°C and rising
- Maximum surface temperature: 45°C and falling
- All surfaces must be sealed initially using the appropriate FIX-R Liquid Roofing Primer
- Always abrade before over coating

Overcoating

Any areas of the FIX-R Liquid Roofing System that require re-coating or repair:

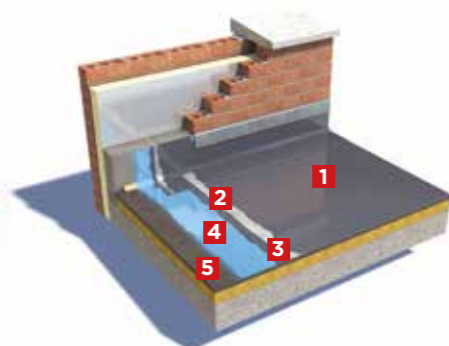
- 1 All surfaces must be clean and dry. There is no requirement to abrade or prime.
- 2 Simply apply a further coat of FIX-R Liquid Roofing by brush or roller.

Ply Deck



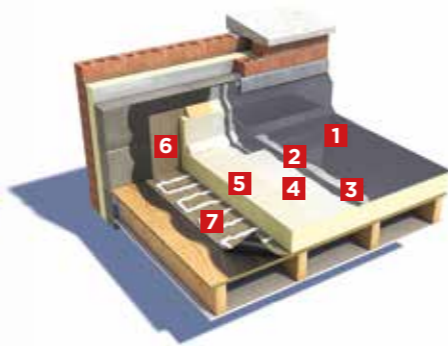
- 1 Liquid Roofing top coat
- 2 Fabric
- 3 Liquid Roofing base coat
- 4 GP Primer
- 5 Ply deck

Bitumen Overlay



- 1 Liquid Roofing top coat
- 2 Fabric
- 3 Liquid Roofing base coat
- 4 Stain Blocker Primer
- 5 Bituminous substrate

Warm Roof



- 1 Liquid Roofing top coat
- 2 Fabric
- 3 Liquid Roofing base coat
- 4 GP Primer
- 5 PIR Insulation
- 6 Bituminous felt
- 7 PU Adhesive

Surface & Product Preparation

Before applying FIX-R Liquid Roofing ensure that all surfaces are sound and free from loose materials, oil, grease, algae, mildew or fungal growth. All surfaces must first be primed with the appropriate primer and allowed to dry prior to any further application of the system. Please contact our Technical Department for advice on 01480 466777.

New boards

- Prime using FIX-R GP Primer and allow to fully cure
- Use the self adhesive FIX-R Jointing Tape or alternatively FIX-R 100mm Fabric on a base coat of FIX-R Liquid Roofing

Approved Insulation (FIX-R Fully Bonded Insulation)

- Prime using FIX-R GP Primer and allow to fully cure
- Use the self adhesive FIX-R Jointing Tape or alternatively FIX-R 100mm Fabric on a base coat of FIX-R Liquid Roofing

Bituminous Membranes

- Cut and stick down any bubbles and remove any loose chippings or mineral
- The surface must be sealed using FIX-R Stain Blocker and allowed to fully cure

Roofing Asphalt

- Remove any bubbles and remove any loose chippings. If chippings are embedded, consider using a recovery board
- The surface must be sealed using FIX-R Stain Blocker and allowed to fully cure

Concrete/Screed

- Make sure the concrete is fully cured and check that the moisture content is below 7%
- If 'gassing' is still occurring, please contact our Technical Department for advice on priming

GRP and GRP trims

- Fully abrade the surface prior to application of FIX-R GP Primer

Metal

- Remove any rust and degrease if necessary prior to application of FIX-R GP Primer

Single Ply/EPDM membranes

- Make sure all areas are fully bonded or fixed to the existing roof deck. Use Jointing Tape to repair cuts and tears
- Perform an Adhesion Test to determine primer selection

Existing coatings

- Remove any loose or flaky materials to a sound surface. Perform an Adhesion Test to determine primer selection

PVC pipes and outlets

- Fully abrade the surface prior to application.

Note: Use FIX-R Jointing Tape to repair any gaps in the surface before applying FIX-R Liquid Roofing.

Adhesion Test

It is recommended that at least three test patches are installed at different locations on the roof for all questionable roof substrates to verify adhesion of the FIX-R Liquid Roofing System.

Conduct an Adhesion Test as follows to determine which FIX-R primer to use:

- 1 Clean areas of the substrate approximately 270mm X 270mm.
- 2 Use a piece of FIX-R Fabric, 250mm X 250mm and approximately 0.5 L of FIX-R Liquid Roofing on each test area.
- 3 Apply a layer of liquid coating over each area and embed the fabric.
- 4 Apply a second layer of liquid coating over the fabric and 10mm around the fabric.
- 5 Allow to cure for a minimum of 24 hours but for best results, allow 5 days.
- 6 Check the adhesion by slicing an "X" approximately 150 mm in size near the centre of the test patch.
- 7 Using a spatula, try to remove the material at the centre of the "X".
- 8 Test patches that show good adhesion will release with difficulty and may leave some of the coating on the underlying substrate.
- 9 Test patches that peel up easily with no coating left on the underlying substrate reflect poor adhesion.

If adhesion is in doubt, please contact our Technical Department for further instructions.

Application Technique


FIX-R Liquid Roofing should be applied wet-on-wet with a roller or brush.

- 1 Apply approx. 0.4L/m² (minimum) as a base coat to the substrate
- 2 Embed the polyester fabric into the base coat eliminating any air bubbles beneath the fabric
- 3 Apply approx. 0.8L/m² as the saturation/top coat, ensuring no pinholes and a smooth even finish

The minimum coverage rate is 1.2L/m² subject to the substrate and application conditions.

It is recommended that you begin with any detail work first and then apply the field area. All details should be double reinforced with FIX-R Fabric cut to specific patterns for corners, outlets and vent pipes. Use FIX-R Jointing Tape on board and insulation joints and then cover with the full system.

When the fabric overlaps on a flat surface, it must have an overlap of 75mm minimum. On vertical surfaces such as pipes or outlets, it must have an overlap of 50mm minimum.



Tools Required

- Paint Roller
- Scissors
- Brush
- Gloves

Drying & Curing

- The system is water repellent on application, however if rain does fall before the waterproofing liquid 'skins' over the surface, it may incur small indents. Should this occur, apply a light overcoat once completely dry to ensure a smooth finish.
- The system will dry or skin over in 45 minutes to 2 hours. Full cure will be reached in 3 to 5 days.

Clean up

- Uncured FIX-R Liquid Roofing can be dissolved with mineral spirits.
- Cured FIX-R Liquid Roofing can only be removed mechanically.

Storage

- Unused product can be kept for the duration of the shelf life by resealing the bucket.
- When re-opening to use, if a skin has formed, simply remove the skin and stir before use. DO NOT stir the skin into the material.

FLAT ROOF APPLICATION



Surface before application



Once the surface has been cleaned and primed use FIX-R Jointing Tape to cover joints in the surface



Apply a base coat of FIX-R Liquid Roofing



Apply FIX-R Fabric to reinforce




Apply a further coat ensuring the total minimum coverage of 1.2L/m² is achieved to finish the roof



Finished roof

DETAILED ROOF APPLICATION




New build with roof light before application



FIX-R Fabric to reinforce



Detailing to roof light reinforced with fabric



Detailing to roof light with top coat



Finished detailing

For an application demonstration visit www.fix-r.co.uk

FIX-R

FLAT ROOFING

LIQUID ROOFING

All the information in this product sheet is based on practical experience and is published in good faith. However, because we have no control over the manner or conditions in which our products are used, or over work undertaken or end product manufactured by the purchaser, we cannot accept liability for results. Responsibility for ascertaining the suitability of products for their purposes rests with the purchaser. All conditions, representations, statements, warranties or guarantees whatsoever, whether express, implied or statutory, in respect of any goods manufactured, sold or supplied by us are hereby expressly excluded and we accept no liability in respect of any claim for damage or consequential loss caused to any property arising directly or indirectly out of the use of our products or goods. FIX-R reserves the right to change product specifications without notice. VERS 1. 03/2020