



# OPEN VALLEY TROUGHS FOR SLATE ROOFS

## 30 YEAR GUARANTEE

The open valley troughs are made from GRP and provide secure drainage for inclined roof valleys. These troughs are designed with greater capacity and suitable for both new build and refurbishment projects.

### FEATURES AND BENEFITS

- Up to half the cost and time of traditional lead
- Light in weight and easy to handle
- UV Resistant
- No harmful run-off or staining
- Designed specifically for slate applications
- Dry fix products eliminate the mortar installation and maintenance issues

### PRODUCT SELECTOR

ROOF AREA LESS THAN 25m <sup>2</sup>	RAFTER PITCH	REQUIRED PRODUCT	MAXIMUM LENGTH	MINIMUM LENGTH
	15 to 22°	SVTU	7.0m	350mm
	22.5 to 29°	SVT, SVTU, SSVT	7.0m	300mm
	30 to 34°	SVT, SVTU, SSVT	7.5m	250mm
	35 to 39°	SVT, SVTU, SSVT	7.5m	200mm
	40 to 44°	SVT, SVTU, SSVT	8.0m	150mm
	45 to 49°	SVT, SVTU, SSVT	8.5m	150mm

ROOF AREA FROM 25m <sup>2</sup> TO 100m <sup>2</sup>	RAFTER PITCH	REQUIRED PRODUCT	MAXIMUM LENGTH	MINIMUM LENGTH
	15 to 22°	Not applicable	Not applicable	350mm
	22.5 to 29°	SVTU	14.5m	300mm
	30 to 34°	SVTU	15.0m	250mm
	35 to 39°	SVTU	15.5m	200mm
	40 to 44°	SVTU	16.5m	150mm
	45 to 49°	SVTU	17.0m	150mm
50 to 55°	SVTU	18.5m	150mm	

Our range of open slate valleys are suitable for roof pitch differentials up to 15°. Where there is a pitch differential, the valley trough profile selection should be based on the more onerous requirement of rafter pitch roof area. The table refers to the standard roof intersection angle of 90°. For additional advice, please contact our sales team.


### CERTIFICATION

- BBA Certificate 87/1915



### PRODUCT CODES AND DIMENSIONS

HDL SVT - 330 x 3000mm



HDL SVTU - 360 x 2400mm



HDL SSVT\* - 360 x 3000mm

\*For Scottish slating practice





### MATERIAL AND COLOUR

GRP and Anthracite

### RELATED PRODUCTS

	<p><b>Fast Flash</b></p> <p>An environmentally friendly, lead-alternative flashing. Available in 3 colours and in 5 metre rolls in 4 widths, codes: Fast Flash 140, 280, 370, 560</p>
--	---

	<p><b>GRP Conti-Soakers for Slate</b></p> <p>A secondary line of protection against wind driven rain where the roof meets an abutment wall. Available in lipped and unlipped, codes: HDL CSS, SCSS</p>
---	--

	<p><b>Individual Dry Soakers for Slate</b></p> <p>Create a weatherproof joint at abutments. Suitable for 500mm and 600mm slate lengths, codes: HD SS500, SS600</p>
--	--