

Pocket Guide 2021/22



BMI

Redland

Guide to our complete
pitched roofing solutions

bmigroup.com/uk



From traditional slate-appearance tiles, profiled tiles or plain tiles made in concrete, clay or resin-slate, to lightweight metal roofing, we have a comprehensive range of roofing solutions carefully designed, tested and manufactured to give value, visual appeal and long-lasting weatherproof performance.



Contents

ABOUT BMI UK & IRELAND	4-5
OUR ROOFING SOLUTIONS	6-7
A WORLD OF SUPPORT AND SERVICE	8-9
RECYCLED NATURAL SLATE	10-11
Cambrian Slate	12-15
INTERLOCKING FLAT TILE RANGE	16-17
Westminster Slate	18-21
Saxon 10 Slate	22-25
Richmond 10 Slate	26-29
MockBond Richmond 10	30-33
Mini Stonewold	34-37
MockBond Mini Stonewold	38-41
PLAIN TILE RANGE	42-43
Rosemary Clay Craftsman	44-47
Rosemary Clay Classic	48-51
Heathland	52-55
Plain Tile	56-61
DuoPlain	62-65
PROFILE TILE RANGE	66-67
Hollander Clay Pantile	68-71
Old Hollow Clay Pantile	72-75
Postel Clay Tile	76-79
Grovebury	80-85
50 Double Roman	86-91
Regent	92-95
Renown	96-101
Redland 49 (Imperial size)	102-105
Fenland Pantile (Imperial size)	106-109
SYSTEM ACCESSORIES	110-111
Underlay	112-117
Eaves Systems	118-123
Verge Systems	124-131
Hip Systems	132-137
Ridge Systems	138-149
Valley Systems	150-153
Abutment Systems	154-159
Ventilation Products	160-171
Accessories	172-179

What we stand for

A combination of Icopal and Redland, BMI is the UK and Ireland's leading solutions provider and manufacturer of both flat and pitched roofing, as well as other building membranes, making us uniquely placed to support any building's needs.

BMI Group UK Limited is a new name, backed-up with over 180 years of experience and knowledge.

Bringing together the roofing expertise of industry-leading Redland and Icopal and their experience in the manufacture, specification and supply of pitched and flat roofing solutions as well as other building membranes. United to deliver excellence for our customers.

Our roofs cover all kinds of spaces – from where we live, work and learn, to where we rest, play or heal. We don't see a roof for what it is, but for what it could become and how it can help inspire closer communities, build better businesses and enhance the lives of everyone. Whether we are creating a hardwearing roof to resist the harshest extremes of weather, or one that actively works towards a more sustainable future, we are committed to providing peace of mind, progress and quality of life.

[#itsneverjustarroof](#)



Meeting your needs: complete system solutions

Our market-leading brands cover every roofing technology, so we can recommend the best solution for our customers' needs.

Our philosophy is to look beyond just roofing products. Individually, our products offer exceptional performance. Working together, they offer unrivaled reliability and excellence.

That's why we are committed to developing complete and integrated systems which combine technologies, products, components and accessories with specialist support, services, training and guarantees.

We ensure a perfect alignment of form, function and performance.



Shaping the pitched roofscape


The requirement for ever higher levels of performance and aesthetic appeal have had a dramatic effect on how we build pitched roofs.

We provide full roof solutions from roof tiles and underlays to eaves systems and ridges. All elements of our roofs are carefully designed, tested and manufactured to give value, visual appeal and a longlasting weather-tight performance.




RECYCLED NATURAL SLATE

Our Cambrian Slates embody the character of natural slate. They are made in Wales from over 60% recycled Welsh slate and are suitable for even the most exposed sites.




INTERLOCKING FLAT

Our Flat tile range delivers the simple beauty of a slated roof with precision manufacturing that ensures a durable and weathertight construction.



PLAIN

Our plain roof tiles combine an authentic and traditional look with strength and durability you can rely on.



PROFILE

Our wide choice of profiled tiles come in an extensive selection of colours and finishes and are suited to almost any pitched roof design.



ACCESSORIES

We manufacture and supply all of the products needed to complete your roof systems from the ventilation to valleys, ridges and everything in-between.

Covering every flat roofing need

Perhaps one of the most prevalent architectural features of a modern building is the flat roof. However, while these systems have their own unique character, they also come with a unique set of requirements.

BMI has a proud heritage in waterproofing systems for flat roofing, so you can trust we'll provide a roof that protects your building against the UK's worst weather conditions.



BITUMEN

Offering high quality systems suitable for a wide range of surfaces - from traditional membranes and underlays, to innovative flame retardant solutions. Our bitumen offer also includes hot melt solutions.



GREEN ROOFS

Benefit the environment through their positive impact on sustainability, biodiversity and the attenuation of storm water, whilst enhancing the landscape.




LIQUID WATERPROOFING

Our liquid waterproofing range of products are extremely versatile and can be used for flat roof applications of all shapes and sizes, ranging from small to large projects.



COMPLETE SYSTEMS

Full system accessories, fixtures and fittings are available to support all of our flat roofing systems, including insulation, rooflights and roofglazing.



SINGLE PLY

Achieve a high-performing, lightweight, flexible roofing system with excellent thermal insulation and an airtight construction - to reduce a building's carbon footprint.

Pitched roofing support and service

A roof is never just a roof.

While our roofs are there to protect what matters below, we are here to look after everything that matters around them. Just as our systems are never just about products, nor is our support just about the roof itself. Instead, it's built around a number of factors: dedicated training, a greater choice of guarantees, full project, technical and local support.

Our 6-step process outlines how we achieve this with you:

- Consultation and survey
- Design and specification
- Legislative compliance
- Contractor selection
- Project compliance
- System guarantee

Whether you require just telephone advice for your project or want to benefit from our complete specification service, our expert team are on hand to help ensure success for your roof.



As well as an unrivalled range of materials, components and systems, BMI Group UK Limited has developed a comprehensive range of free technical services to save you time and provide complete peace of mind in your roofing project.



SPECMASTER

Complete guaranteed pitched roof specification service with NBS-based clauses



QUANTMASTER

Our bespoke pitched roof materials quantity estimating service



DESIGNMASTER

Comprehensive CAD library of over 4,000 quality roofing drawings



VIEWMASTER

The online visualisation software that enables you to 'try before you buy'



FIXMASTER

Fixing specification service tailored to every pitched roofing project



ECOMASTER

Guaranteed specification service for projects using solar photovoltaic systems

Speak to a member of our Technical Services Team on +44 (0) 330 123 4585

Recycled Natural Slate

Responsibly rescuing natural Welsh slate from waste and recycling it into a new solution, Cambrian is an alternative that delivers greater performance as well as aesthetics.

It's a complete system engineered to be faster and easier to install to a beautiful finish, for any skill level. And our Cambrian Slate system benefits from the complete support and comprehensive guarantees of BMI Redland. This tile brings the best of old and new – of slate and sustainability, of natural and synthetic, of looks and performance – into one package, for complete simplicity.



This range is categorised according to colour and surface finish; slates are designated as Traditional, Heritage, Premier and Premier Plus.

COLOUR KEY


- Traditional
- Heritage
- Premier
- Premier Plus




RECYCLED NATURAL SLATE

Cambrian Slate

Page no.	12-15
Min. pitch	15°
Weight*	17kg/m ²
Cover*	13.3 slates/m ²




Heather



Langdale Green




Slate Grey



Slate Grey
(Pre-Weathered)



Cambrian Slate




KEY FEATURES AND ADVANTAGES

- Engineered using reclaimed natural Welsh slate
- Interlocking: Simple to install and fix
- Low maintenance and 60-year product guarantee
- Awarded BBA certification: 874/1907

PRODUCT DETAILS

Size	300 x 336mm
Minimum pitch and headlap	15° at 75mm headlap/ 25° at 50mm headlap (The minimum pitch is based on a maximum rafter length of 10 metres. For rafter lengths greater than this and/or the presence of roof windows please contact Technical Services on +44 (0) 330 123 4585)
Maximum pitch (subject to fire resistance requirements above 69 deg)	90°
Minimum headlap	50mm
Maximum headlap	90mm
Minimum gauge/batten spacing	210mm
Maximum gauge/batten spacing	below 25° 225mm/25° and over 250mm
Hanging length (approx)	294mm
Cover (all figures are net and do not allow for wastage)	
Linear cover of 1 slate	300mm
Covering capacity	14.8 slates/m ² at 225mm gauge / 13.3 slates/m ² at 250mm gauge
Weight	18kg/m ² at 225mm gauge / 17kg/m ² at 250mm gauge
per pallet, including pallet (approx.)	0.76 tonnes
per 1000	1.24 tonnes
Battens required (at max. gauge)	4.0m/m ²
Batten size	
Rafter centres up to 450mm	38 x 25mm
Rafter centres up to 600mm	50 x 25mm
Fixing clips	Eaves, verge & slate clips
Nail size for slates*	30 x 2.65mm (S/S)
Pallet quantities	Slates per pallet 600 / slates per pack 10 / packs per pallet 60

* (S/S) Stainless Steel Annular ring shanked



■ Heather ■ Langdale Green ■ Slate Grey ■ Slate Grey (Pre-Weathered)



CAMBRIAN SLATE

SLATE

PRODUCT CODES

TILES	Previous code	Code
Standard Slate Heather	470128	10001758
Standard Slate Langdale Green	470129	10001759
Standard Slate Slate Grey	470130	10001760
Standard Slate Slate Grey Pre-Weathered	470131	10001761
Cambrian Slate-and-a-Half Heather	470228	10001762
Cambrian Slate-and-a-Half Langdale Green	470229	10001763
Cambrian Slate-and-a-Half Grey	470230	10001764
Cambrian Slate-and-a-Half Slate Grey Pre-Weathered	470231	10001765
Cambrian Left-hand Verge Slate Heather	470328	10001766
Cambrian Left-hand Verge Slate Langdale Green	470329	10001767
Cambrian Left-hand Verge Slate Slate Grey	470330	10001768
Cambrian Left-hand Verge Slate Slate Grey Pre-Weathered	470331	10001769
Cambrian Left-hand Verge Slate-and-a-Half Heather	470428	10001770
Cambrian Left-hand Verge Slate-and-a-Half Langdale Green	470429	10001771
Cambrian Left-hand Verge Slate-and-a-Half Slate Grey	470430	10001772
Cambrian Left-hand Verge Slate-and-a-Half Slate Grey Pre-Weathered	470431	10001773
Cambrian Double Slate Heather	470528	10001774
Cambrian Double Slate Langdale Green	470529	10001775
Cambrian Double Slate Slate Grey	470530	10001776
Cambrian Double Slate Slate Grey Pre-Weathered	470531	10001777
UNDERLAYS		
Spirtech 400 2S	920200	10003118
Divoroll Elite 200 2S	915700	10002797
Divoroll Universal 2S	915600	10002796
EAVES PRODUCTS		
RedVent EavesVent 350-450mm (6m)	918900	10002799
RedVent EavesVent 450-600mm (6m)	919000	10002800
Extension Trays 350-450mm (6m)	949800	10002831
Extension Trays 450-600mm (6m)	949900	10002832
Rapid EavesVent 2-in-1 Tray	998800	20001276
Rapid EavesVent Rafter Roll (6m)	998400	20001275
RedVent 25 Over-Fascia Vent (6m)	959300	20001230
Underlay Support Tray(1.5m)	907600	10003094

Fittings and components continued >

FITTINGS AND COMPONENTS

VERGE PRODUCTS	Previous code	Code
Ambi-Dry Verge II (10)	948800	10002828
Ambi-Dry Eaves/Ridge	949100	10002829
HIP PRODUCTS		
Cambrian Mitred Hip II (10 courses)	950400	20001206
Dry Hip (2.7m)	904800	10002743
Continuous Hip (5m)	950300	20001205
Uni-Vent Rapid Ridge/Hip (10m)	931300	10002813
Uni-Vent Rapid Hip Support Tray(1.2m)	906900	20001084
Universal Angle Hip/Ridge Junction	952000	20001211
Universal Angle Hip (without nail holes) Slate Grey	777730	10002352
Universal Angle Hip (without nail holes) Black	777763	10002355
Universal Angle Hip (without nail holes) Blue	777764	10002356
Universal Angle Hip (with nail holes) Slate Grey	777830	10002358
Universal Angle Hip (with nail holes) Terracotta	777834	10002359
Hip Iron	925800	20001315
Universal Angle Block-End Hip Slate Grey	777930	10002364
Universal Angle Block-End Hip Terracotta	777934	10002365
Mortar Bedded Fixing Kit	931400	10002814
VALLEY PRODUCTS		
Cambrian GRP Valley (3m)	955300	20001218
Dry Valley (Low Profile) (3m)	957500	20001225
ABUTMENT PRODUCTS		
Top Edge Abutment Ventilation (3m)	954800	10002838
Wakaflex Rapid Flashing (see pages 172-173)		
Abutment GRP Secret Gutter (3m)	959600	20001232
Bonding Strip (Low Profile) (3m)	958000	20001227
Bonding Strip (High Profile) (3m)	957800	20001226
RIDGE PRODUCTS		
DryVent Ridge (2.7m)	905900	10002748
Uni-Vent Rapid Ridge/Hip (10m)	931300	10002813
Continuous Ridge (5m)	930800	10002811
Ridge Vent Terminal Slate Grey	725430	10002095
Ridge Vent Terminal Terracotta	725434	10002096
Ridge Vent Terminal Tudor Brown	725436	10002097
Terminal Adaptor	917500	10002798
Flexible Pipe (100 to 100mm)	917200	10003206
Gas Flue Ridge Terminal Slate Grey	724230	10002086
Gas Flue Ridge Terminal Terracotta	724234	10002087
Gas Flue Ridge Terminal Tudor Brown	724236	10002088
Gas Flue Extension Adaptor	914300	20001143
Gas Flue Blanking Plates (8)	909900	10002759

Cambrian Slate

RIDGE PRODUCTS CONTINUED	Previous code	Code
Universal Angle Ridge Slate Grey	714630	10002040
Universal Angle Ridge Terracotta	714634	10002041
Hi-Pitch Universal Angle Ridge Slate Grey	715130	10002052
Hi-Pitch Universal Angle Ridge Terracotta	715134	10002053
Universal Angle Block-End Ridge Slate Grey	751830	10002238
Universal Angle Block-End Ridge Terracotta	751834	10002239
DryVent Monoridge (2.7m)	908400	10002753
Universal Angle Monoridge Slate Grey	714830	10002046
Universal Angle Monoridge Terracotta	714834	10002047
Universal Angle Block-End Monoridge LH Slate Grey	729730	10002169
Universal Angle Block-End Monoridge LH Terracotta	729734	10002170
Universal Angle Block-End Monoridge RH Slate Grey	729830	10002172
Universal Angle Block-End Monoridge RH Terracotta	729834	10002173
Universal Angle Monoridge End Cap LH Slate Grey	977830	20001388
Universal Angle Monoridge End Cap LH Rust	977855	20001389
Universal Angle Monoridge End Cap RH Slate Grey	977930	20001390
Universal Angle Monoridge End Cap RH Rust	977955	20001391
Mortar Bedded Fixing Kit	931400	10002814
Universal Angle Ridge End Cap Slate Grey	977330	20001254
Universal Angle Ridge End Cap Terracotta	977334	20001255
Universal Angle Ridge End Cap Rust	977355	20001256
Universal Angle Ridge End Cap Black	977363	20001257
Ambi-Dry Eaves/Ridge	949100	10002829
VENTILATION TILES		
4.5k ThruVent Tile Heather	770528	10002317
4.5k ThruVent Tile Langdale Green	770529	10002318
4.5k ThruVent Tile Slate grey	770530	10002319
4.5k ThruVent Tile Pre-Weathered	770531	10002320
Flexible Pipe (75 to 100mm)	918800	10003206
Hi-Flow ThruVent Tile Slate Grey	734930	10002190
FIXING		
Eaves Clip and nails (50)	919200	20001395
Slate Clip and nails (100)	919600	20001397
Verge Clip and nails (20)	919300	20001396
OTHER ACCESSORIES		
Slate Replacement Kit	955400	20001219

Interlocking Flat Tile Range

In this range you will find our clay and concrete solutions that have been designed to deliver the simple beauty of a slated roof with precision manufacturing that ensures a durable, weathertight construction.

With an economical and efficient approach to the slate appearance roof, we have solutions for low pitches, material and time saving, and high performance.



This range is categorised according to colour and surface finish; tiles are designated as Traditional, Heritage, Premier and Premier Plus.

COLOUR KEY

- Traditional
- Heritage
- Premier
- Premier Plus



Westminster Slate

Saxon 10 Slate

	Westminster Slate	Saxon 10 Slate
Page no.	18-21	22-25
Min. pitch	17.5°	17.5°
Weight*	47kg/m ²	47kg/m ²
Cover*	9.7 slates/m ²	9.7 slates/m ²



Richmond 10 Slate

MockBond Richmond 10

	Richmond 10 Slate	MockBond Richmond 10
Page no.	26-29	30-33
Min. pitch	17.5°	17.5°
Weight*	47kg/m ²	47kg/m ²
Cover*	9.7 slates/m ²	9.7 slates/m ²




Mini Stonewold

MockBond Mini Stonewold

	Mini Stonewold	MockBond Mini Stonewold
Page no.	34-37	38-41
Min. pitch	17.5°	17.5°
Weight*	51kg/m ²	51kg/m ²
Cover*	9.9 slates/m ²	9.9 slates/m ²

* Depends on headlap used. Refer to product pages for full technical information.

Westminster Slate



KEY FEATURES AND ADVANTAGES

- Engineered clay slate with hidden interlock
- Tapered leading edge for an exceptionally thin appearance
- For pitches as low as 17.5°

PRODUCT DETAILS

Size	480 x 326mm
Minimum pitch	17.5°
(The minimum pitch is based on a maximum rafter length of 10 metres. For rafter lengths greater than this, please contact Technical Services on +44 (0) 330 123 4585)	
Maximum pitch (subject to fixing specification)	90°
Minimum headlap	110mm
Maximum headlap	140mm
Minimum gauge/batten spacing	340mm
Maximum gauge/batten spacing	370mm
Hanging length (approx)	452mm
Cover (all figures are net and do not allow for wastage)	
Linear cover of 1 slate	280mm
Covering capacity	10.5 slates/m ² at 340mm gauge / 9.7 slates/m ² at 370mm gauge
Weight	
	51kg/m ² at 340mm gauge / 47kg/m ² at 370mm gauge
per pallet, including pallet (approx.)	1.06 tonnes
per 1000	4.90 tonnes
Battens required (at max. gauge)	2.7m/m ²
Batten size	
Rafter centres up to 450mm	38 x 25mm
Rafter centres up to 600mm	50 x 25mm
Fixing clips	Eaves, verge & slate clips
Nail size for slates*	55 x 2.65mm (S/S)
Pallet quantities	Slates per pallet 210 / slates per pack 5 / packs per pallet 42

*(S/S) Stainless Steel Annular ring shanked



■ City Black ■ Cardinal Red ■ Old College Red



WESTMINSTER SLATE

CLAY

PRODUCT CODES

SLATE	Previous code	Code
Westminster Slate Cardinal Red	593180	10001825
Westminster Slate Old College Red	593182	10001826
Westminster Slate City Black	593179	10001824
Left-Hand Verge Slate Cardinal Red	593280	10001828
Left-Hand Verge Slate Old College Red	593282	10001829
Left-Hand Verge Slate City Black	593279	10001827
Left-Hand Half Slate Cardinal Red	593380	10001831
Left-Hand Half Slate Old College Red	593382	10001832
Left-Hand Half Slate City Black	593379	10001830
Right-Hand Half Slate Cardinal Red	593480	10001834
Right-Hand Half Slate Old College Red	593482	10001835
Right-Hand Half Slate City Black	593479	10001833
UNDERLAYS		
Spiritech 400 2S	920200	10003118
Divoroll Elite 200 2S	915700	10002797
Divoroll Universal 2S	915600	10002796
EAVES PRODUCTS		
RedVent EavesVent 350-450mm (6m)	918900	10002799
RedVent EavesVent 450-600mm (6m)	919000	10002800
Extension Trays 350-450mm (6m)	949800	10002831
Extension Trays 450-600mm (6m)	949900	10002832
Rapid EavesVent 2-in-1 Tray	998800	20001276
Rapid EavesVent Rafter Roll (6m)	998400	20001275
RedVent 25 Over-Fascia Vent (6m)	959300	20001230
Underlay Support Tray (1.5m)	907600	10003094


Fittings and components continued >

HIP PRODUCTS	Previous code	Code
Continuous Hip (5m)	987000	20001266
Uni-Vent Rapid Ridge/Hip (10m)	931300	10002813
Uni-Vent Rapid Hip Support Tray (1.2m)	906900	20001084
Universal Angle Hip/Ridge Junction	952000	20001211
Rosemary Third Round Hip/Ridge Junction	952100	20001212
Clay Universal Angle Hip (without nail holes) Red	846780	10002717
Clay Universal Angle Hip (without nail holes) Black	846779	10002716
Clay Universal Angle Hip (with nail holes) Red	846880	10002719
Clay Universal Angle Hip (with nail holes) Black	846879	10002718
Rosemary Rosemary Third Round Hip (without nail holes) Red	845480	10002692
Rosemary Third Round Hip (Without nail holes) LMB	845481	10002693
Rosemary Third Round Hip (with nail holes) LMB	845581	10002704
Hip Iron	925800	20001315
Mortar Bedded Fixing Kit	931400	10002814
Universal Angle Hip End Cap Terracotta	970434	10002848
Universal Angle Hip End Cap Black	970463	10002849
Third Round Hip End Cap Terracotta	971234	10002850
Third Round Hip End Cap Brown	971236	10002851
Third Round Hip End Cap Black	971263	10002852



VALLEY PRODUCTS	Previous code	Code
125 GRP Valley (3m)	959500	20001231
Dry Valley (Low Profile) (3m)	957500	20001225
ABUTMENT PRODUCTS		
Top Edge Abutment Ventilation (3m)	954800	10002838
Wakaflex Rapid Flashing (see pages 172 - 173)	-	-
Abutment GRP Secret Gutter (3m)	959600	20001232
Bonding Strip (Low Profile) (3m)	958000	20001227
Bonding Strip (High Profile) (3m)	957800	20001226
RIDGE PRODUCTS		
DryVent Ridge (2.7m)	905900	10002748
DryVent Ridge (Rosemary Half Round) (1.8m)	902200	10002746
Uni-Vent Rapid Ridge/Hip (10m)	931300	10002813
Continuous Ridge (5m)	930800	10002811
Clay Universal Angle Ridge Red	846680	10002715
Clay Universal Angle Ridge Black	846679	10002714
Rosemary Half Round Ridge Red	845080	10002681
Rosemary Half Round Ridge LMB	845081	10002682
Universal Angle Ridge End Cap Slate Grey	977330	20001254
Universal Angle Ridge End Cap Terracotta	977334	20001255
Universal Angle Ridge End Cap Rust	977355	20001256
Universal Angle Ridge End Cap Black	977363	20001257
Half Round Ridge End Cap Slate Grey	977230	20001251
Half Round Ridge End Cap Rust	977255	20001252
Mortar Bedded Fixing Kit	931400	10002814
VENTILATION TILES		
8.8k ThruVent Tile Cardinal Red	785080	10002395
8.8k ThruVent Tile Old College Red	785082	10002396
8.8k ThruVent Tile City Black	785079	10002394
Flexible Pipe (100 to 100mm)	917200	10003206
FIXING		
Verge Clip (25)	952900	20001402
Eaves Clip (100)	918400	20001153
Tile Nail (Stainless Steel) (390)	963800	20001408
Eaves Clip Nail (812)	933800	20001177
Kro-Clip (50)	914200	10003245
Innofix Clip Light Blue (500)	982200	20001260

Saxon 10 Slate



KEY FEATURES AND ADVANTAGES

- Riven surface, chamfered side edges
- Thin front edge replicates features of natural products

PRODUCT DETAILS

Size	418 x 330mm
Minimum pitch and headlap	17.5° at 100mm headlap / 22.5° at 75mm headlap (The minimum pitch is based on a maximum rafter length of 10 metres. For rafter lengths greater than this, please contact Technical Services on +44 (0) 330 123 4585)
Maximum pitch (subject to fixing specification and fire resistance requirements above 69°)	90°
Minimum headlap	75mm
Maximum headlap	125mm
Minimum gauge/batten spacing	293mm
Maximum gauge/batten spacing	below 22.5° 318mm / 22.5° and over 343mm
Hanging length (approx)	395mm
Cover (all figures are net and do not allow for wastage)	
Linear cover of 1 slate	300mm
Covering capacity	10.5 slates/m ² at 318mm gauge / 9.7 slates/m ² at 343mm gauge
Weight	51kg/m ² at 318mm gauge / 47kg/m ² at 343mm gauge
per pallet, including pallet (approx.)	1.03 tonnes
per 1000	4.81 tonnes
Battens required (at max. gauge)	2.92m/m ²
Batten size	
Rafter centres up to 450mm	38 x 25mm
Rafter centres up to 600mm	50 x 25mm
Fixing clips	Eaves, verge & slate clips
Nail size for slates*	45 x 3mm (A/A) 45 x 3.35mm (S/S)
Pallet quantities	Slates per pallet 210 / slates per pack 35 / packs per pallet 6

* (S/S) Stainless Steel Annular ring shanked (A/A) Aluminium Alloy



Black (Coated) Blue (Coated)



PRODUCT CODES

SLATE	Previous code	Code
Saxon 10 Slate Black	499163	10001793
Saxon 10 Slate Blue	499164	10001794
Half Slate Pair Black	499263	10001796
Half Slate Pair Blue	499264	10001797
UNDERLAYS		
Spirtech 400 2S	920200	10003118
Divoroll Elite 200 2S	915700	10002797
Divoroll Universal 2S	915600	10002796
EAVES PRODUCTS		
RedVent EavesVent 350-450mm (6m)	918900	10002799
RedVent EavesVent 450-600mm (6m)	919000	10002800
Extension Trays 350-450mm (6m)	949800	10002831
Extension Trays 450-600mm (6m)	949900	10002832
Rapid EavesVent 2-in-1 Tray	998800	20001276
Rapid EavesVent Rafter Roll (6m)	998400	20001275
RedVent 25 Over-Fascia Vent (6m)	959300	20001230
Underlay Support Tray (1.5m)	907600	10003094
VERGE PRODUCTS		
DryVerge (Pack of 18 LH & 18 RH) Charcoal Grey	939277	20001189
DryVerge Gable End Pack Charcoal Grey	988277	10002875
Rapid DryVerge (Pack of 18 LH & 18 RH) Charcoal Grey	939377	10002826
Rapid DryVerge Gable End Pack Charcoal Grey	988377	10002878


[Fittings and components continued >](#)

HIP PRODUCTS	Previous code	Code
Dry Hip (2.7m)	904700	10002742
Continuous Hip (5m)	952400	20001214
Uni-Vent Rapid Ridge/Hip (10m)	931300	10002813
Uni-Vent Rapid Hip Support Tray (1.2m)	906900	20001084
Universal Angle Hip/Ridge Junction	952000	20001211
Universal Angle Hip (without nail holes) Charcoal Grey	777777	10002357
Universal Angle Hip (with nail holes) Charcoal Grey	777877	10002363
Hip Iron	925800	20001315
Universal Angle Block-End Hip Charcoal Grey	777977	10002369
Universal Angle Block-End Hip Black	777963	10002367
Universal Angle Block-End Hip Blue	777964	10002368
Mortar Bedded Fixing Kit	931400	10002814



VALLEY PRODUCTS	Previous code	Code
125 GRP Valley (3m)	959500	20001231
Dry Valley (Low Profile) (3m)	957500	20001225
Universal Valley Through Tile Slate Grey	717530	10002069
ABUTMENT PRODUCTS		
Top Edge Abutment Ventilation (3m)	954800	10002838
Wakaflex Rapid Flashing (see pages 172-173)		
Abutment GRP Secret Gutter (3m)	959600	20001232
Bonding Strip (Low Profile) (3m)	958000	20001227
Bonding Strip (High Profile) (3m)	957800	20001226
RIDGE PRODUCTS		
DryVent Ridge (2.7m)	905900	10002748
Uni-Vent Rapid Ridge/Hip (10m)	931300	10002813
Continuous Ridge (5m)	930800	10002811
Universal Angle Ridge Slate Grey	714630	10002040
Universal Angle Ridge Charcoal Grey	714677	10002045
Universal Angle Block-End Ridge Charcoal Grey	751877	10002243
DryVent Monoridge (2.7m)	908400	10002753
Universal Angle Monoridge Charcoal Grey	714877	10002051
Mortar Bedded Fixing Kit	931400	10002814
Universal Angle Ridge End Cap Slate Grey	977330	20001254
VENTILATION TILES		
RedLine Vent Tile Black	914163	20001141
RedLine Vent Tile Rustic Brown	914140	20001140
RedLine Vent Tile Slate Grey	914130	20001138
RedLine Vent Tile Flame Red	914138	20001139
8.8k ThruVent Tile Black	794463	10002469
8.8k ThruVent Tile Blue	794464	10002470
Rapid Roof Vent Tile Black	912363	10002769
Rapid Roof Vent Tile Grey	912330	10002766
Rapid Roof Vent Tile Terracotta	912334	10002767
Rapid Roof Vent Adaptor	979100	10002861
Flexible Pipe (100 to 100mm)	917200	10003206
FIXING		
Slate Clip and nail (100)	929400	20001400
Verge Clip	948100	20001199
Eaves Clip	929300	20001166
Slate Nails (Alum Alloy) (1060)	933400	20001174
Slate Nails (Stainless Steel) (300)	935000	20001178
Eaves Clip Nails (812)	933800	20001177
Kro-Clip (50)	914200	10003245
Innofix Clip Purple (500)	982500	20001263

Richmond 10 Slate



KEY FEATURES AND ADVANTAGES

- Clean, bold roof aesthetics
- Value roofing solution with no trade-off in quality
- For pitches as low as 17.5°

PRODUCT DETAILS

Size	418 x 330mm	
Minimum pitch and headlap	17.5° at 100mm headlap / 22.5° at 75mm headlap (The minimum pitch is based on a maximum rafter length of 10 metres. For rafter lengths greater than this, please contact Technical Services on +44 (0) 330 123 4585)	
Maximum pitch (subject to fixing specification and fire resistance requirements above 69°)	90°	
Minimum headlap	75mm	
Maximum headlap	125mm	
Minimum gauge/batten spacing	293mm	
Maximum gauge/batten spacing	below 22.5° 318mm / 22.5° and over 343mm	
Hanging length (approx)	395mm	
Cover (all figures are net and do not allow for wastage)		
Linear cover of 1 slate	300mm	
Covering capacity	10.5 slates/m ² at 318mm gauge / 9.7 slates/m ² at 343mm gauge	
Weight	51kg/m ² at 318mm gauge / 47kg/m ² at 343mm gauge	
per pallet, including pallet (approx.)	1.07 tonnes	
per 1000	4.81 tonnes	
Battens required (at max. gauge)	2.92m/m ²	
Batten size		
Rafter centres up to 450mm	38 x 25mm	
Rafter centres up to 600mm	50 x 25mm	
Fixing clips	Eaves, verge & slate clips	
Nail size for slates*	45 x 3mm (A/A) 45 x 3.35mm (S/S)	
Pallet quantities	Slates per pallet 210 / slates per pack 35 / packs per pallet 6	

* (S/S) Stainless Steel Annular ring shanked (A/A) Aluminium Alloy



RICHMOND 10 SLATE

CONCRETE

PRODUCT CODES


SLATE	Previous code	Code
Richmond 10 Slate Slate Grey	487130	10001778
Richmond 10 Slate Flame Red	487138	10001779
Richmond 10 Slate Black	487163	10001781
Richmond 10 Slate Blue	487164	10001782
Richmond 10 Slate Rustic Brown	487140	10001780
Half Slate Pair Slate Grey	487230	10001784
Half Slate Pair Flame Red	487238	10001785
Half Slate Pair Black	487263	10001787
Half Slate Pair Blue	487264	10001788
Half Slate Pair Rustic Brown	487240	10001786
UNDERLAYS		
Spirtech 400 2S	920200	10003118
Divoroll Elite 200 2S	915700	10002797
Divoroll Universal 2S	915600	10002796
EAVES PRODUCTS		
RedVent EavesVent 350-450mm (6m)	918900	10002799
RedVent EavesVent 450-600mm (6m)	919000	10002800
Extension Trays 350-450mm (6m)	949800	10002831
Extension Trays 450-600mm (6m)	949900	10002832
Rapid EavesVent 2-in-1 Tray	998800	20001276
Rapid EavesVent Rafter Roll (6m)	998400	20001275
RedVent 25 Over-Fascia Vent (6m)	959300	20001230
Underlay Support Tray (1.5m)	907600	10003094
VERGE PRODUCTS		
DryVerge (Pack of 18 LH & 18 RH) Charcoal Grey	939277	20001189
DryVerge (Pack of 18 LH & 18 RH) Slate Grey	939230	10003144
DryVerge (Pack of 18 LH & 18 RH) Terracotta	939234	10003145
DryVerge (Pack of 18 LH & 18 RH) Brown	939236	10003146
DryVerge Gable End Pack Charcoal Grey	988277	10002875
DryVerge Gable End Pack Slate Grey	988230	10002872
DryVerge Gable End Pack Terracotta	988234	10002873
DryVerge Gable End Pack Brown	988236	10002874
Rapid DryVerge (Pack of 18 LH & 18 RH) Slate Grey	939330	10002824
Rapid DryVerge (Pack of 18 LH & 18 RH) Rust	939355	10002825
Rapid DryVerge (Pack of 18 LH & 18 RH) Charcoal Grey	939377	10002826
Rapid DryVerge Gable End Pack Charcoal Grey	988377	10002878
Rapid DryVerge Gable End Pack Slate Grey	988330	10002876
Rapid DryVerge Gable End Pack Rust	988355	10002877

Fittings and components continued >

HIP PRODUCTS	Previous code	Code
Dry Hip (2.7m)	904700	10002742
Continuous Hip (5m)	952400	20001214
Uni-Vent Rapid Ridge/Hip (10m)	931300	10002813
Uni-Vent Rapid Hip Support Tray(1.2m)	906900	20001084
Universal Angle Hip/Ridge Junction	952000	20001211
Universal Angle Hip (without nail holes) Slate Grey	777730	10002352
Universal Angle Hip (without nail holes) Terracotta	777734	10002353
Universal Angle Hip (without nail holes) Tudor Brown	777736	10002354
Universal Angle Hip (without nail holes) Rustic Brown	822235	10002561
Universal Angle Hip (without nail holes) Richmond Red	822211	10002560
Universal Angle Hip (without nail holes) Charcoal Grey	777777	10002357
Universal Angle Hip (without nail holes) Black	777763	10002355
Universal Angle Hip (without nail holes) Blue	777764	10002356
Universal Angle Hip (with nail holes) Slate Grey	777830	10002358
Universal Angle Hip (with nail holes) Terracotta	777834	10002359
Universal Angle Hip (with nail holes) Tudor Brown	777836	10002360
Universal Angle Hip (with nail holes) Rustic Brown	822335	10002563
Universal Angle Hip (with nail holes) Richmond Red	822311	10002562
Universal Angle Hip (with nail holes) Charcoal Grey	777877	10002363
Universal Angle Hip (with nail holes) Black	777863	10002361
Universal Angle Hip (with nail holes) Blue	777864	10002362
Hip Iron	925800	20001315
Universal Angle Block-End Hip Slate Grey	777930	10002364
Universal Angle Block-End Hip Terracotta	777934	10002365
Universal Angle Block-End Hip Tudor Brown	777936	10002366
Universal Angle Block-End Hip Charcoal Grey	777977	10002369
Universal Angle Block-End Hip Black	777963	10002367
Universal Angle Block-End Hip Blue	777964	10002368
Mortar Bedded Fixing Kit	931400	10002814
VALLEY PRODUCTS		
125 GRP Valley (3m)	959500	20001231
Dry Valley (Low Profile) (3m)	957500	20001225
Universal Valley Through Tile Slate Grey	717530	10002069
ABUTMENT PRODUCTS		
Top Edge Abutment Ventilation (3m)	954800	10002838
Wakaflex Rapid Flashing (see pages 172-173)	-	-
Abutment GRP Secret Gutter (3m)	959600	20001232
Bonding Strip (Low Profile) (3m)	958000	20001227
Bonding Strip (High Profile) (3m)	957800	20001226
RIDGE PRODUCTS		
DryVent Ridge (2.7m)	905900	10002748
Uni-Vent Rapid Ridge/Hip (10m)	931300	10002813
Continuous Ridge (5m)	930800	10002811
Ridge Vent Terminal Slate Grey	725430	10002095
Ridge Vent Terminal Terracotta	725434	10002096
Ridge Vent Terminal Tudor Brown	725436	10002097
Terminal Adaptor	917500	10002798
Flexible Pipe (100 to 100mm)	917200	10003206
Gas Flue Ridge Terminal Slate Grey	724230	10002086
Gas Flue Ridge Terminal Terracotta	724234	10002087
Gas Flue Ridge Terminal Tudor Brown	724236	10002088
Gas Flue Extension Adaptor	914300	20001143
Gas Flue Blanking Plates	909900	10002759
Universal Angle Ridge Slate Grey	714630	10002040
Universal Angle Ridge Terracotta	714634	10002041
Universal Angle Ridge Tudor Brown	714636	10002042
Universal Angle Ridge Rustic Brown	822135	10002559
Universal Angle Ridge Richmond Red	822111	10002558
Universal Angle Ridge Charcoal Grey	714677	10002045
Universal Angle Ridge Black	714663	10002043
Universal Angle Ridge Blue	714664	10002044

RIDGE PRODUCTS CONTINUED	Previous code	Code
Hi-Pitch Universal Angle Ridge Slate Grey	715130	10002052
Hi-Pitch Universal Angle Ridge Terracotta	715134	10002053
Hi-Pitch Universal Angle Ridge Tudor Brown	715136	10002054
Universal Angle Block-End Ridge Slate Grey	751830	10002238
Universal Angle Block-End Ridge Terracotta	751834	10002239
Universal Angle Block-End Ridge Tudor Brown	751836	10002240
Universal Angle Block-End Ridge Rustic Brown	822635	10002567
Universal Angle Block-End Ridge Richmond Red	822611	10002566
Universal Angle Block-End Ridge Charcoal Grey	751877	10002243
Universal Angle Block-End Ridge Black	751863	10002241
Universal Angle Block-End Ridge Blue	751864	10002242
DryVent Monoridge (2.7m)	908400	10002753
Universal Angle Monoridge Slate Grey	714830	10002046
Universal Angle Monoridge Terracotta	714834	10002047
Universal Angle Monoridge Tudor Brown	714836	10002048
Universal Angle Monoridge Rustic Brown	822435	10002565
Universal Angle Monoridge Richmond Red	822411	10002564
Universal Angle Monoridge Charcoal Grey	714877	10002051
Universal Angle Monoridge Black	714863	10002049
Universal Angle Monoridge Blue	714864	10002050
Universal Angle Block-End Monoridge LH Slate Grey	729730	10002169
Universal Angle Block-End Monoridge LH Terracotta	729734	10002170
Universal Angle Block-End Monoridge LH Tudor Brown	729736	10002171
Universal Angle Block-End Monoridge RH Slate Grey	729830	10002172
Universal Angle Block-End Monoridge RH Terracotta	729834	10002173
Universal Angle Block-End Monoridge RH Tudor Brown	729836	10002174
Universal Angle Monoridge End Cap LH Slate Grey	977830	20001388
Universal Angle Monoridge End Cap LH Rust	977855	20001389
Universal Angle Monoridge End Cap RH Slate Grey	977930	20001390
Universal Angle Monoridge End Cap RH Rust	977955	20001391
Mortar Bedded Fixing Kit	931400	10002814
Universal Angle Ridge End Cap Slate Grey	977330	20001254
Universal Angle Ridge End Cap Terracotta	977334	20001255
Universal Angle Ridge End Cap Rust	977355	20001256
Universal Angle Ridge End Cap Black	977363	20001257
VENTILATION TILES		
RedLine Vent Tile Black	914163	20001141
RedLine Vent Tile Rustic Brown	914140	20001140
RedLine Vent Tile Slate Grey	914130	20001138
RedLine Vent Tile Flame Red	914138	20001139
8.8k ThruVent Tile Slate Grey	794330	10002464
8.8k ThruVent Tile Flame Red	794338	10002465
8.8k ThruVent Tile Black	794363	10002467
8.8k ThruVent Tile Blue	794364	10002468
8.8k ThruVent Tile Rustic Brown	794340	10002466
Rapid Roof Vent Tile Brown	912336	10002768
Rapid Roof Vent Tile Black	912363	10002769
Rapid Roof Vent Tile Grey	912330	10002766
Rapid Roof Vent Tile Terracotta	912334	10002767
Rapid Roof Vent Adaptor	979100	10002861
Flexible Pipe (100 to 100mm)	917200	10003206
FIXING		
Slate Clip and nail (100)	929400	20001400
Verge Clip	948100	20001199
Eaves Clip	929300	20001166
Slate Nails (Alum.Alloy) (1060)	933400	20001174
Slate Nails (Stainless Steel) (300)	935000	20001178
Eaves Clip Nails (812)	933800	20001177
Kro-Clip (50)	914200	10003245
Innofix Clip Purple (500)	982500	20001263

MockBond Richmond 10 Slate



KEY FEATURES AND ADVANTAGES

- Small slate appearance, but with speed and ease of larger format installation
- Low minimum pitch adds versatility

PRODUCT DETAILS

Size	418 x 330mm
Minimum pitch and headlap	17.5° at 100mm headlap / 27.5° at 75mm headlap (The minimum pitch is based on a maximum rafter length of 10 metres. For rafter lengths greater than this, please contact Technical Services on +44 (0) 330 123 4585)
Maximum pitch (subject to fixing specification and fire resistance requirements above 69°)	90°
Minimum headlap	75mm
Maximum headlap	125mm
Minimum gauge/batten spacing	293mm
Maximum gauge/batten spacing	below 27.5° 318mm / 27.5° and over 343mm
Hanging length (approx)	395mm
Cover (all figures are net and do not allow for wastage)	
Linear cover of 1 slate	300mm
Covering capacity	10.5 slates/m ² at 318mm gauge / 9.7 slates/m ² at 343mm gauge
Weight	51kg/m ² at 318mm gauge / 47kg/m ² at 343mm gauge
per pallet, including pallet (approx.)	1.07 tonnes
per 1000	4.81 tonnes
Battens required (at max. gauge)	2.92m/m ²
Batten size	
Rafter centres up to 450mm	38 x 25mm
Rafter centres up to 600mm	50 x 25mm
Fixing clips	Eaves, verge & slate clips
Nail size for slates*	45 x 3mm (A/A) 45 x 3.35mm (S/S)
Pallet quantities	Slates per pallet 210 / slates per pack 35 / packs per pallet 6

* (S/S) Stainless Steel Annular ring shanked (A/A) Aluminium Alloy



MOCKBOND
RICHMOND 10 SLATE

CONCRETE

PRODUCT CODES


SLATE	Previous code	Code
MockBond Richmond 10 Slate Slate Grey	488130	10001789
MockBond Richmond 10 Slate Flame Red	488138	10001790
MockBond Richmond 10 Slate Black	488163	10001792
MockBond Richmond 10 Slate Rustic Brown	488140	10001791
Half Slate Pair Slate Grey	487230	10001784
Half Slate Pair Flame Red	487238	10001785
Half Slate Pair Black	487263	10001787
Half Slate Pair Blue	487264	10001788
Half Slate Pair Rustic Brown	487240	10001786
UNDERLAYS		
Spirtech 400 2S	920200	10003118
Divoroll Elite 200 2S	915700	10002797
Divoroll Universal 2S	915600	10002796
EAVES PRODUCTS		
RedVent EavesVent 350-450mm (6m)	918900	10002799
RedVent EavesVent 450-600mm (6m)	919000	10002800
Extension Trays 350-450mm (6m)	949800	10002831
Extension Trays 450-600mm (6m)	949900	10002832
Rapid EavesVent 2-in-1 Tray	998800	20001276
Rapid EavesVent Rafter Roll (6m)	998400	20001275
RedVent 25 Over-Fascia Vent (6m)	959300	20001230
Underlay Support Tray (1.5m)	907600	10003094
VERGE PRODUCTS		
DryVerge (Pack of 18 LH & 18 RH) Charcoal Grey	939277	20001189
DryVerge (Pack of 18 LH & 18 RH) Slate Grey	939230	10003144
DryVerge (Pack of 18 LH & 18 RH) Terracotta	939234	10003145
DryVerge (Pack of 18 LH & 18 RH) Brown	939236	10003146
DryVerge Gable End Pack Charcoal Grey	988277	10002875
DryVerge Gable End Pack Slate Grey	988230	10002872
DryVerge Gable End Pack Terracotta	988234	10002873
DryVerge Gable End Pack Brown	988236	10002874
Rapid DryVerge (Pack of 18 LH & 18 RH) Slate Grey	939330	10002824
Rapid DryVerge (Pack of 18 LH & 18 RH) Rust	939355	10002825
Rapid DryVerge (Pack of 18 LH & 18 RH) Charcoal Grey	939377	10002826
Rapid DryVerge Cable End Pack Charcoal Grey	988377	10002878
Rapid DryVerge Cable End Pack Slate Grey	988330	10002876
Rapid DryVerge Cable End Pack Rust	988355	10002877

Fittings and components continued >

HIP PRODUCTS	Previous code	Code
Dry Hip (2.7m)	904700	10002742
Continuous Hip (5m)	952400	20001214
Uni-Vent Rapid Ridge/Hip (10m)	931300	10002813
Uni-Vent Rapid Hip Support Tray (1.2m)	906900	20001084
Universal Angle Hip/Ridge Junction	952000	20001211
Universal Angle Hip (without nail holes) Slate Grey	777730	10002352
Universal Angle Hip (without nail holes) Terracotta	777734	10002353
Universal Angle Hip (without nail holes) Tudor Brown	777736	10002354
Universal Angle Hip (without nail holes) Rustic Brown	822235	10002561
Universal Angle Hip (without nail holes) Richmond Red	822211	10002560
Universal Angle Hip (without nail holes) Charcoal Grey	777777	10002357
Universal Angle Hip (without nail holes) Black	777763	10002355
Universal Angle Hip (without nail holes) Blue	777764	10002356
Universal Angle Hip (with nail holes) Slate Grey	777830	10002358
Universal Angle Hip (with nail holes) Terracotta	777834	10002359
Universal Angle Hip (with nail holes) Tudor Brown	777836	10002360
Universal Angle Hip (with nail holes) Rustic Brown	822335	10002563
Universal Angle Hip (with nail holes) Richmond Red	822311	10002562
Universal Angle Hip (with nail holes) Charcoal Grey	777877	10002363
Universal Angle Hip (with nail holes) Black	777863	10002361
Universal Angle Hip (with nail holes) Blue	777864	10002362
Hip Iron	925800	20001315
Universal Angle Block-End Hip Slate Grey	777930	10002364
Universal Angle Block-End Hip Terracotta	777934	10002365
Universal Angle Block-End Hip Tudor Brown	777936	10002366
Universal Angle Block-End Hip Charcoal Grey	777977	10002369
Universal Angle Block-End Hip Black	777963	10002367
Universal Angle Block-End Hip Blue	777964	10002368
Mortar Bedded Fixing Kit	931400	10002814
VALLEY PRODUCTS		
125 GRP Valley (3m)	959500	20001231
Dry Valley (Low Profile) (3m)	957500	20001225
Universal Valley Through Tile Slate Grey	717530	10002069
ABUTMENT PRODUCTS		
Top Edge Abutment Ventilation (3m)	954800	10002838
Wakaflex Rapid Flashing (see pages 172-173)		
Abutment GRP Secret Gutter (3m)	959600	20001232
Bonding Strip (Low Profile) (3m)	958000	20001227
Bonding Strip (High Profile) (3m)	957800	20001226
RIDGE PRODUCTS		
DryVent Ridge (2.7m)	905900	10002748
Uni-Vent Rapid Ridge/Hip (10m)	931300	10002813
Continuous Ridge (5m)	930800	10002811
Ridge Vent Terminal Slate Grey	725430	10002095
Ridge Vent Terminal Terracotta	725434	10002096
Ridge Vent Terminal Tudor Brown	725436	10002097
Terminal Adaptor	917500	10002798
Flexible Pipe (100 to 100mm)	917200	10003206
Gas Flue Ridge Terminal Slate Grey	724230	10002086
Gas Flue Ridge Terminal Terracotta	724234	10002087
Gas Flue Ridge Terminal Tudor Brown	724236	10002088
Gas Flue Extension Adaptor	914300	20001143
Gas Flue Blanking Plates	909900	10002759
Universal Angle Ridge Slate Grey	714630	10002040
Universal Angle Ridge Terracotta	714634	10002041
Universal Angle Ridge Tudor Brown	714636	10002042
Universal Angle Ridge Rustic Brown	822135	10002559
Universal Angle Ridge Richmond Red	822111	10002558
Universal Angle Ridge Charcoal Grey	714677	10002045
Universal Angle Ridge Black	714663	10002043
Universal Angle Ridge Blue	714664	10002044
Universal Angle Ridge Red	714611	10002993

RIDGE PRODUCTS CONTINUED	Previous code	Code
Hi-Pitch Universal Angle Ridge Slate Grey	715130	10002052
Hi-Pitch Universal Angle Ridge Terracotta	715134	10002053
Hi-Pitch Universal Angle Ridge Tudor Brown	715136	10002054
Universal Angle Block-End Ridge Slate Grey	751830	10002238
Universal Angle Block-End Ridge Terracotta	751834	10002239
Universal Angle Block-End Ridge Tudor Brown	751836	10002240
Universal Angle Block-End Ridge Rustic Brown	822635	10002567
Universal Angle Block-End Ridge Richmond Red	822611	10002566
Universal Angle Block-End Ridge Charcoal Grey	751877	10002243
Universal Angle Block-End Ridge Black	751863	10002241
Universal Angle Block-End Ridge Blue	751864	10002242
DryVent Monoridge (2.7m)	908400	10002753
Universal Angle Monoridge Slate Grey	714830	10002046
Universal Angle Monoridge Terracotta	714834	10002047
Universal Angle Monoridge Tudor Brown	714836	10002048
Universal Angle Monoridge Rustic Brown	822435	10002565
Universal Angle Monoridge Richmond Red	822411	10002564
Universal Angle Monoridge Charcoal Grey	714877	10002051
Universal Angle Monoridge Black	714863	10002049
Universal Angle Monoridge Blue	714864	10002050
Universal Angle Block-End Monoridge LH Slate Grey	729730	10002169
Universal Angle Block-End Monoridge LH Terracotta	729734	10002170
Universal Angle Block-End Monoridge LH Tudor Brown	729736	10002171
Universal Angle Block-End Monoridge RH Slate Grey	729830	10002172
Universal Angle Block-End Monoridge RH Terracotta	729834	10002173
Universal Angle Block-End Monoridge RH Tudor Brown	729836	10002174
Universal Angle Monoridge End Cap LH Slate Grey	977830	20001388
Universal Angle Monoridge End Cap LH Rust	977855	20001389
Universal Angle Monoridge End Cap RH Slate Grey	977930	20001390
Universal Angle Monoridge End Cap RH Rust	977955	20001391
Mortar Bedded Fixing Kit	931400	10002814
Universal Angle Ridge End Cap Slate Grey	977330	20001254
Universal Angle Ridge End Cap Terracotta	977334	20001255
Universal Angle Ridge End Cap Rust	977355	20001256
Universal Angle Ridge End Cap Black	977363	20001257
VENTILATION TILES		
RedLine Vent Tile Black	914163	20001141
RedLine Vent Tile Rustic Brown	914140	20001140
RedLine Vent Tile Slate Grey	914130	20001138
RedLine Vent Tile Flame Red	914138	20001139
8.8k ThruVent Tile Slate Grey	794330	10002464
8.8k ThruVent Tile Flame Red	794338	10002465
8.8k ThruVent Tile Black	794363	10002467
8.8k ThruVent Tile Blue	794364	10002468
8.8k ThruVent Tile Rustic Brown	794340	10002466
Rapid Roof Vent Tile Brown	912336	10002768
Rapid Roof Vent Tile Black	912363	10002769
Rapid Roof Vent Tile Grey	912330	10002766
Rapid Roof Vent Tile Terracotta	912334	10002767
Rapid Roof Vent Adaptor	979100	10002861
Flexible Pipe (100 to 100mm)	917200	10003206
FIXING		
Slate Clip and nail (100)	929400	20001400
Verge Clip	948100	20001199
Eaves Clip	929300	20001166
Slate Nails (Alum. Alloy) (1060)	933400	20001174
Slate Nails (Stainless Steel) (300)	935000	20001178
Eaves Clip Nails (812)	933800	20001177
Kro-Clip (50)	914200	10003245
Innofix Clip Purple (500)	982500	20001263

Mini Stonewold



KEY FEATURES AND ADVANTAGES

- Low pitch capability
- Quick, simple installation reduces laid costs
- Range of seven natural colours


PRODUCT DETAILS

Size	418 x 334mm
Minimum pitch and headlap	17.5° at 100mm headlap / 22.5° at 75mm headlap (The minimum pitch is based on a maximum rafter length of 10 metres. For rafter lengths greater than this, please contact Technical Services on +44 (0) 330 123 4585)
Maximum pitch (subject to fixing specification and fire resistance requirements above 69°)	90°
Minimum headlap	75mm
Maximum headlap	125mm
Minimum gauge/batten spacing	293mm
Maximum gauge/batten spacing	below 22.5° 318mm / 22.5° and over 343mm
Hanging length (approx)	397mm
Cover (all figures are net and do not allow for wastage)	
Linear cover of 1 slate	294mm
Covering capacity	10.7 slates/m ² at 318mm gauge / 9.9 slates/m ² at 343mm gauge
Weight per pallet, including pallet (approx.) per 1000	55kg/m ² at 318mm gauge / 51kg/m ² at 343mm gauge 1.16 tonnes 5.11 tonnes
Battens required (at max. gauge)	2.92m/m ²
Batten size	
Rafter centres up to 450mm	38 x 25mm
Rafter centres up to 600mm	50 x 25mm
Fixing clips	Eaves, verge, valley & slate clips
Nail size for slates*	50 x 3.35mm (A/A)
Pallet quantities	Slates per pallet 216 / slates per pack 36 / packs per pallet 6


* (A/A) Aluminium Alloy



■ Slate Grey




■ Terracotta



■ Tudor Brown



■ Farmhouse Red



■ Breckland Brown



■ Black (Coated)



■ Charcoal Grey (Coated)



MINI STONEWOLD

CONCRETE


PRODUCT CODES

SLATE	Previous code	Code
Mini Stonewold Slate Breckland Brown	426152	10001739
Mini Stonewold Slate Slate Grey	426130	10001733
Mini Stonewold Slate Terracotta	426134	10001736
Mini Stonewold Slate Tudor Brown	426136	10001737
Mini Stonewold Slate Farmhouse Red	426139	10001738
Mini Stonewold Slate Charcoal Grey	426177	10001742
Mini Stonewold Slate Black	426163	10001740
Half Slate Pair Breckland Brown	426352	10001747
Half Slate Pair Terracotta	426334	10001744
Half Slate Pair Tudor Brown	426336	10001745
Half Slate Pair Slate Grey	426330	10001743
Half Slate Pair Farmhouse Red	426339	10001746
Half Slate Pair Charcoal Grey	426377	10001749
Half Slate Pair Black	426363	10001748
UNDERLAYS		
Spirtech 400 2S	920200	10003118
Divoroll Elite 200 2S	915700	10002797
Divoroll Universal 2S	915600	10002796
EAVES PRODUCTS		
RedVent EavesVent 350-450mm (6m)	918900	10002799
RedVent EavesVent 450-600mm (6m)	919000	10002800
Extension Trays 350-450mm (6m)	949800	10002831
Extension Trays 450-600mm (6m)	949900	10002832
Rapid EavesVent 2-in-1 Tray	998800	20001276
Rapid EavesVent Rafter Roll (6m)	998400	20001275
RedVent 25 Over-Fascia Vent (6m)	959300	20001230
Underlay Support Tray (1.5m)	907600	10003094
VERGE PRODUCTS		
DryVerge (Pack of 18 LH & 18 RH) Charcoal Grey	939077	10003123
DryVerge (Pack of 18 LH & 18 RH) Slate Grey	939030	10003217
DryVerge (Pack of 18 LH & 18 RH) Terracotta	939034	10003121
DryVerge (Pack of 18 LH & 18 RH) Brown	939036	10003122
DryVerge (Pack of 18 LH & 18 RH) Red	939078	10003247
Rapid DryVerge (Pack of 18 LH & 18 RH) Slate Grey	939130	10002821
Rapid DryVerge (Pack of 18 LH & 18 RH) Rust	939155	10002822
Rapid DryVerge (Pack of 18 LH & 18 RH) Charcoal Grey	939177	10002823
DryVerge Gable End Pack Charcoal Grey	988077	10002866
DryVerge Gable End Pack Slate Grey	988030	10002863
DryVerge Gable End Pack Terracotta	988034	10002864
DryVerge Gable End Pack Brown	988036	10002865
DryVerge Gable End Pack Red	988078	10002867
Rapid DryVerge Gable End Pack Slate Grey	988130	10002869
Rapid DryVerge Gable End Pack Rust	988155	10002870
Rapid DryVerge Gable End Pack Charcoal Grey	988177	10002871

HIP PRODUCTS	Previous code	Code
Dry Hip (2.7m)	904600	10002741
Continuous Hip (5m)	902800	20001082
Uni-Vent Rapid Ridge/Hip (10m)	931300	10002813
Uni-Vent Rapid Hip Support Tray (1.2m)	906900	20001084
Universal Angle Hip/Ridge Junction	952000	20001211
Universal Angle Hip (without nail holes) Slate Grey	777730	10002352
Universal Angle Hip (without nail holes) Terracotta	777734	10002353
Universal Angle Hip (without nail holes) Tudor Brown	777736	10002354
Universal Angle Hip (without nail holes) Charcoal Grey	777777	10002357
Universal Angle Hip (without nail holes) Black	777763	10002355
Universal Angle Hip (with nail holes) Slate Grey	777830	10002358
Universal Angle Hip (with nail holes) Terracotta	777834	10002359
Universal Angle Hip (with nail holes) Tudor Brown	777836	10002360
Universal Angle Hip (with nail holes) Charcoal Grey	777877	10002363
Universal Angle Hip (with nail holes) Black	777863	10002361
Hip Iron	925800	20001315
Universal Angle Block-End Hip Slate Grey	777930	10002364
Universal Angle Block-End Hip Terracotta	777934	10002365
Universal Angle Block-End Hip Tudor Brown	777936	10002366
Universal Angle Block-End Hip Charcoal Grey	777977	10002369
Universal Angle Block-End Hip Black	777963	10002367
Mortar Bedded Fixing Kit	931400	10002814
VALLEY PRODUCTS		
125 GRP Valley (3m)	959500	20001231
Dry Valley (Low Profile) (3m)	957500	20001225
Universal Valley Through Tile Slate Grey	717530	10002069
ABUTMENT PRODUCTS		
Top Edge Abutment Ventilation (3m)	954800	10002838
Wakaflex Rapid Flashing (see pages 172-173)	-	-
Abutment GRP Secret Gutter (3m)	959600	20001232
Bonding Strip (Low Profile) (3m)	958000	20001227
Bonding Strip (High Profile) (3m)	957800	20001226
RIDGE PRODUCTS		
DryVent Ridge (2.7m)	905900	10002748
Uni-Vent Rapid Ridge/Hip (10m)	931300	10002813
Continuous Ridge (5m)	930800	10002811
Ridge Vent Terminal Slate Grey	725430	10002095
Ridge Vent Terminal Terracotta	725434	10002096
Ridge Vent Terminal Tudor Brown	725436	10002097
Terminal Adaptor	917500	10002798
Flexible Pipe (100 to 100mm)	917200	10003206
Gas Flue Ridge Terminal Slate Grey	724230	10002086
Gas Flue Ridge Terminal Terracotta	724234	10002087
Gas Flue Ridge Terminal Tudor Brown	724236	10002088
Gas Flue Extension Adaptor	914300	20001143
Gas Flue Blanking Plates	909900	10002759
Universal Angle Ridge Slate Grey	714630	10002040
Universal Angle Ridge Terracotta	714634	10002041
Universal Angle Ridge Tudor Brown	714636	10002042
Universal Angle Ridge Charcoal Grey	714677	10002045
Universal Angle Ridge Black	714663	10002043
Hi-Pitch Universal Angle Ridge Slate Grey	715130	10002052
Hi-Pitch Universal Angle Ridge Terracotta	715134	10002053

RIDGE PRODUCTS CONTINUED	Previous code	Code
Hi-Pitch Universal Angle Ridge Tudor Brown	715136	10002054
Universal Angle Block-End Ridge Slate Grey	751830	10002238
Universal Angle Block-End Ridge Terracotta	751834	10002239
Universal Angle Block-End Ridge Tudor Brown	751836	10002240
Universal Angle Block-End Ridge Charcoal Grey	751877	10002243
Universal Angle Block-End Ridge Black	751863	10002241
DryVent Monoridge (2.7m)	908400	10002753
Universal Angle Monoridge Slate Grey	714830	10002046
Universal Angle Monoridge Terracotta	714834	10002047
Universal Angle Monoridge Tudor Brown	714836	10002048
Universal Angle Monoridge Charcoal Grey	714877	10002051
Universal Angle Monoridge Black	714863	10002049
Universal Angle Block-End Monoridge LH Slate Grey	729730	10002169
Universal Angle Block-End Monoridge LH Terracotta	729734	10002170
Universal Angle Block-End Monoridge LH Tudor Brown	729736	10002171
Universal Angle Block-End Monoridge RH Slate Grey	729830	10002172
Universal Angle Block-End Monoridge RH Terracotta	729834	10002173
Universal Angle Block-End Monoridge RH Tudor Brown	729836	10002174
Universal Angle Monoridge End Cap LH Slate Grey	977830	20001388
Universal Angle Monoridge End Cap LH Rust	977855	20001389
Universal Angle Monoridge End Cap RH Slate Grey	977930	20001390
Universal Angle Monoridge End Cap RH Rust	977955	20001391
Mortar Bedded Fixing Kit	931400	10002814
Universal Angle Ridge End Cap Slate Grey	977330	20001254
Universal Angle Ridge End Cap Terracotta	977334	20001255
Universal Angle Ridge End Cap Rust	977355	20001256
Universal Angle Ridge End Cap Black	977363	20001257
VENTILATION TILES		
RedLine Vent Tile Charcoal Grey	911877	20001118
RedLine Vent Tile Farmhouse Red	911839	20001115
RedLine Vent Tile Black	911863	20001117
RedLine Vent Tile Breckland Brown	911852	20001116
RedLine Vent Tile Slate Grey	911830	20001112
RedLine Vent Tile Terracotta	911834	20001113
RedLine Vent Tile Tudor Brown	911836	20001114
8.8k ThruVent Tile Breckland Brown	793552	10002457
8.8k ThruVent Tile Slate Grey	793530	10002453
8.8k ThruVent Tile Terracotta	793534	10002454
8.8k ThruVent Tile Tudor Brown	793536	10002455
8.8k ThruVent Tile Farmhouse Red	793539	10002456
8.8k ThruVent Tile Charcoal Grey	793577	10002459
8.8k ThruVent Tile Black	793563	10002458
Rapid Roof Vent Tile	912400	10002921
Rapid Roof Vent Tile Brown	912436	10002772
Rapid Roof Vent Tile Terracotta	912434	10002771
Rapid Roof Vent Tile Grey	912430	10002770
Rapid Roof Vent Adaptor	979100	10002861
Flexible Pipe (100 to 100mm)	917200	10003206
FIXINGS		
Slate Clip and nail (100)	918500	20001394
Storm clip and nails (100)	953000	20001403
Verge Clip	952900	20001402
Eaves Clip	918600	20001155
Slate Nails (Alum.Alloy) (1060)	933800	20001177
Kro-Clip (50)	914200	10003245
Innofix Clip Gold (500)	982400	20001262

MockBond Mini Stonewold




KEY FEATURES AND ADVANTAGES

- Small tile roof appearance, but with speed and ease of larger format installation
- Economical to buy and install
- Available in five attractive colours

PRODUCT DETAILS

Size	418 x 334mm
Minimum pitch and headlap	17.5° at 100mm headlap / 22.5° at 75mm headlap (The minimum pitch is based on a maximum rafter length of 10 metres. For rafter lengths greater than this, please contact Technical Services on +44 (0) 330 123 4585)
Maximum pitch (subject to fixing specification and fire resistance requirements above 69°)	90°
Minimum headlap	75mm
Maximum headlap	125mm
Minimum gauge/batten spacing	293mm
Maximum gauge/batten spacing	below 22.5° 318mm / 22.5° and over 343mm
Hanging length (approx)	397mm
Cover (all figures are net and do not allow for wastage)	
Linear cover of 1 slate	294mm
Covering capacity	10.7 slates/m ² at 318mm gauge / 9.9 slates/m ² at 343mm gauge
Weight	55kg/m ² at 318mm gauge / 51kg/m ² at 343mm gauge
per pallet, including pallet (approx.)	1.16 tonnes
per 1000	5.11 tonnes
Battens required (at max. gauge)	2.92m/m ²
Batten size	
Rafter centres up to 450mm	38 x 25mm
Rafter centres up to 600mm	50 x 25mm
Fixing clips	Eaves, verge, valley & slate clips
Nail size for slates*	50 x 3.35mm (A/A)
Pallet quantities	Slates per pallet 216 / slates per pack 36 / packs per pallet 6

* (A/A) Aluminium Alloy



■ Slate Grey ■ Terracotta ■ Farmhouse Red



■ Breckland Brown ■ Charcoal Grey (Coated)



MOCKBOND MINI
STONEWOLD

CONCRETE

PRODUCT CODES

SLATE	Previous code	Code
MockBond Mini Stonewold Breckland Brown	427152	10001753
MockBond Mini Stonewold Slate Grey	427139	10001750
MockBond Mini Stonewold Terracotta	427134	10001751
MockBond Mini Stonewold Farmhouse Red	427139	10001752
MockBond Mini Stonewold Charcoal Grey	427177	10001754
Half Slate Pair Breckland Brown	426352	10001747
Half Slate Pair Terracotta	426334	10001744
Half Slate Pair Slate Grey	426330	10001743
Half Slate Pair Farmhouse Red	426339	10001746
Half Slate Pair Charcoal Grey	426377	10001749
UNDERLAYS		
Spirtech 400 2S	920200	10003118
Divoroll Elite 200 2S	915700	10002797
Divoroll Universal 2S	915600	10002796
EAVES PRODUCTS		
RedVent EavesVent 350-450mm (6m)	918900	10002799
RedVent EavesVent 450-600mm (6m)	919000	10002800
Extension Trays 350-450mm (6m)	949800	10002831
Extension Trays 450-600mm (6m)	949900	10002832
Rapid EavesVent 2-in-1 Tray	998800	20001276
Rapid EavesVent Rafter Roll (6m)	998400	20001275
RedVent 25 Over-Fascia Vent (6m)	959300	20001230
Underlay Support Tray (1.5m)	907600	10003094
VERGE PRODUCTS		
DryVerge (Pack of 18 LH & 18 RH) Charcoal Grey	939077	10003123
DryVerge (Pack of 18 LH & 18 RH) Slate Grey	939030	10003217
DryVerge (Pack of 18 LH & 18 RH) Terracotta	939034	10003121
DryVerge (Pack of 18 LH & 18 RH) Brown	939036	10003122
DryVerge (Pack of 18 LH & 18 RH) Red	939078	10003247
Rapid DryVerge (Pack of 18 LH & 18 RH) Slate Grey	939130	10002821
Rapid DryVerge (Pack of 18 LH & 18 RH) Rust	939155	10002822
Rapid DryVerge (Pack of 18 LH & 18 RH) Charcoal Grey	939177	10002823
DryVerge Gable End Pack Charcoal Grey	988077	10002866
DryVerge Gable End Pack Slate Grey	988030	10002863
DryVerge Gable End Pack Terracotta	988034	10002864
DryVerge Gable End Pack Brown	988036	10002865
DryVerge Gable End Pack Red	988078	10002867
Rapid DryVerge Gable End Pack Slate Grey	988130	10002869
Rapid DryVerge Gable End Pack Rust	988155	10002870
Rapid DryVerge Gable End Pack Charcoal Grey	988177	10002871

HIP PRODUCTS	Previous code	Code
Dry Hip (2.7m)	904600	10002741
Continuous Hip (5m)	902800	20001082
Uni-Vent Rapid Ridge/Hip (10m)	931300	10002813
Uni-Vent Rapid Hip Support Tray (1.2m)	906900	20001084
Universal Angle Hip/Ridge Junction	952000	20001211
Universal Angle Hip (without nail holes) Slate Grey	777730	10002352
Universal Angle Hip (without nail holes) Terracotta	777734	10002353
Universal Angle Hip (without nail holes) Tudor Brown	777736	10002354
Universal Angle Hip (without nail holes) Charcoal Grey	777777	10002357
Universal Angle Hip (without nail holes) Black	777763	10002355
Universal Angle Hip (with nail holes)	777830	10002358
Universal Angle Hip (with nail holes) Terracotta	777834	10002359
Universal Angle Hip (with nail holes) Tudor Brown	777836	10002360
Universal Angle Hip (with nail holes) Charcoal Grey	777877	10002363
Universal Angle Hip (with nail holes) Black	777863	10002361
Hip Iron	925800	20001315
Universal Angle Block-End Hip Slate Grey	777930	10002364
Universal Angle Block-End Hip Terracotta	777934	10002365
Universal Angle Block-End Hip Tudor Brown	777936	10002366
Universal Angle Block-End Hip Charcoal Grey	777977	10002369
Universal Angle Block-End Hip Black	777963	10002367
Mortar Bedded Fixing Kit	931400	10002814
VALLEY PRODUCTS		
125 GRP Valley (3m)	959500	20001231
Dry Valley (3m)	957500	20001225
Universal Valley Through Tile Slate Grey	717530	10002069
ABUTMENT PRODUCTS		
Top Edge Abutment Ventilation (3m)	954800	10002838
Wakaflex Rapid Flashing (see pages 172-173)		
Abutment GRP Secret Gutter (3m)	959600	20001232
Bonding Strip (Low Profile) (3m)	958000	20001227
Bonding Strip (High Profile) (3m)	957800	20001226
RIDGE PRODUCTS		
DryVent Ridge (2.7m)	905900	10002748
Uni-Vent Rapid Ridge/Hip (10m)	931300	10002813
Continuous Ridge (5m)	930800	10002811
Ridge Vent Terminal Slate Grey	725430	10002095
Ridge Vent Terminal Terracotta	725434	10002096
Ridge Vent Terminal Tudor Brown	725436	10002097
Terminal Adaptor	917500	10002798
Flexible Pipe (100 to 100mm)	917200	10003206
Gas Flue Ridge Terminal Slate Grey	724230	10002086
Gas Flue Ridge Terminal Terracotta	724234	10002087
Gas Flue Ridge Terminal Tudor Brown	724236	10002088
Gas Flue Extension Adaptor	914300	20001143
Gas Flue Blanking Plates	909900	10002759
Universal Angle Ridge Slate Grey	714630	10002040
Universal Angle Ridge Terracotta	714634	10002041
Universal Angle Ridge Tudor Brown	714636	10002042
Universal Angle Ridge Charcoal Grey	714677	10002045
Universal Angle Ridge Black	714663	10002043

RIDGE PRODUCTS CONTINUED	Previous code	Code
Hi-Pitch Universal Angle Ridge Slate Grey	715130	10002052
Hi-Pitch Universal Angle Ridge Terracotta	715134	10002053
Hi-Pitch Universal Angle Ridge Tudor Brown	715136	10002054
Universal Angle Block-End Ridge Slate Grey	751830	10002238
Universal Angle Block-End Ridge Terracotta	751834	10002239
Universal Angle Block-End Ridge Tudor Brown	751836	10002240
Universal Angle Block-End Ridge Charcoal Grey	751877	10002243
Universal Angle Block-End Ridge Black	751863	10002241
DryVent Monoridge (2.7m)	908400	10002753
Universal Angle Monoridge Slate Grey	714830	10002046
Universal Angle Monoridge Terracotta	714834	10002047
Universal Angle Monoridge Tudor Brown	714836	10002048
Universal Angle Monoridge Charcoal Grey	714877	10002051
Universal Angle Monoridge Black	714863	10002049
Universal Angle Block-End Monoridge LH Slate Grey	729730	10002169
Universal Angle Block-End Monoridge LH Terracotta	729734	10002170
Universal Angle Block-End Monoridge LH Tudor Brown	729736	10002171
Universal Angle Block-End Monoridge RH Slate Grey	729830	10002172
Universal Angle Block-End Monoridge RH Terracotta	729834	10002173
Universal Angle Block-End Monoridge RH Tudor Brown	729836	10002174
Universal Angle Monoridge End Cap LH Slate Grey	977830	20001388
Universal Angle Monoridge End Cap LH Rust	977855	20001389
Universal Angle Monoridge End Cap RH Slate Grey	977930	20001390
Universal Angle Monoridge End Cap RH Rust	977955	20001391
Mortar Bedded Fixing Kit	931400	10002814
Universal Angle Ridge End Cap Slate Grey	977330	20001254
Universal Angle Ridge End Cap Terracotta	977334	20001255
Universal Angle Ridge End Cap Rust	977355	20001256
Universal Angle Ridge End Cap Black	977363	20001257
VENTILATION TILES		
RedLine Vent Tile Charcoal Grey	911877	20001118
RedLine Vent Tile Farmhouse Red	911839	20001115
RedLine Vent Tile Breckland Brown	911852	20001116
RedLine Vent Tile Slate Grey	911830	20001112
RedLine Vent Tile Terracotta	911834	20001113
8.8k ThruVent Tile Breckland Brown	793552	10002457
8.8k ThruVent Tile Slate Grey	793530	10002453
8.8k ThruVent Tile Terracotta	793534	10002454
8.8k ThruVent Tile Farmhouse Red	793539	10002456
8.8k ThruVent Tile Charcoal Grey	793577	10002459
Rapid Roof Vent Tile Brown	912436	10002772
Rapid Roof Vent Tile Terracotta	912434	10002771
Rapid Roof Vent Tile Grey	912430	10002770
Rapid Roof Vent Adaptor	979100	10002861
Flexible Pipe (100 to 100mm)	917200	10003206
FIXING		
Slate Clip and nail (100)	918500	20001394
Storm clip and nails (100)	953000	20001403
Verge Clip	952900	20001402
Eaves Clip	918600	20001155
Slate Nails (Alum.Alloy) (1060)	933800	20001177
Kro-Clip (50)	914200	10003245
Innofix Clip Gold (500)	982400	20001262
Innofix Clip Purple (500)	982500	20001263

Plain Tile Range

The name 'plain' does not give credit to the incredible scope and variety of this uniquely versatile roofing material.

Fired clay plain tiles were in use as early as the 14th century. But it was only after the Great Fire of London in 1666, when thatched roofing was no longer allowed in the city, that their use became widespread.

The BMI Redland plain tile range offers a huge selection of colours and finishes to match the many and varied styles still seen around the UK. With a wide choice of clay and concrete tiles suited to almost any pitched roof design, they will produce striking roofs of timeless quality.




Plain tile products are categorised according to their colour and surface finish; they are designated as Traditional, Heritage, Premier and Premier Plus. Note that this classification does not apply to Rosemary Clay plain tiles.

COLOUR KEY

- Rosemary Clay
- Traditional
- Heritage
- Premier
- Premier Plus




	Rosemary Clay Craftsman	Rosemary Clay Classic	Heathland
Page no.	44-47	48-51	52-55
Min. pitch	35°	35°	35°
Weight*	77kg/m ²	77kg/m ²	75kg/m ²
Cover*	60 tiles/m ²	60 tiles/m ²	60 tiles/m ²



	Plain Tile	DuoPlain
Page no.	56-61	62-65
Min. pitch	35°	25°
Weight*	75kg/m ²	54kg/m ²
Cover*	60 tiles/m ²	17.7 tiles/m ²

* Depends on headlap used.
Refer to product pages for full technical information.

Rosemary Clay Craftsman



KEY FEATURES AND ADVANTAGES

- Traditional handmade clay tile look
- Rich history and heritage. In production since 1837
- Made in Britain from high-strength Etruria Marl clay
- Three time-honoured heritage colours

PRODUCT DETAILS

Size	265 x 165mm
Minimum pitch	35°
Maximum pitch (subject to fixing specification)	90°
Minimum headlap	below 90° 65mm / at 90° 35mm
Maximum headlap	88mm
Minimum gauge/batten spacing	88mm
Maximum gauge/batten spacing	below 90° 100mm / at 90° 115mm
Hanging length (approx)	254mm
Cover (all figures are net and do not allow for wastage)	
Linear cover of 1 tile	165mm
Covering capacity	below 90° 60 tiles/m ² / at 90° 52 tiles/m ²
Weight per pallet, including pallet (approx.) per 1000	below 90° 77kg/m ² / at 90° 67kg/m ² 0.94 tonnes 1.29 tonnes
Battens required (at max. gauge)	below 90° 10.0m/m ²
Batten size	
Rafter centres up to 600mm	38 x 25mm
Nail size for tiles*	40 x 2.65mm (A/A)
Pallet quantities	Tiles per pallet 720 / tiles per pack 12 / packs per pallet 60

*(A/A) Aluminium Alloy



ROSEMARY
CLAY CRAFTSMAN

CLAY

PRODUCT CODES

TILES	Previous code	Code
Rosemary Craftsman plain tile Hawkhurst	692184	10001991
Rosemary Craftsman plain tile Albury	692185	10001992
Rosemary Craftsman plain tile Victorian	692198	10001993
Eaves/Top Tile Hawkhurst	692484	10001995
Eaves/Top Tile Albury	692485	10001996
Eaves/Top Tile Victorian	692498	10001997
Tile-and-a-half Hawkhurst	692984	10001998
Tile-and-a-half Albury	692985	10001999
Tile-and-a-half Victorian	692998	10002000
UNDERLAYS		
Spirtech 400 2S	920200	10003118
Divoroll Elite 200 2S	915700	10002797
Divoroll Universal 2S	915600	10002796
EAVES PRODUCTS		
RedVent EavesVent 350-450mm (6m)	918900	10002799
RedVent EavesVent 450-600mm (6m)	919000	10002800
Extension Trays 350-450mm (6m)	949800	10002831
Extension Trays 450-600mm (6m)	949900	10002832
Rapid EavesVent 2-in-1 Tray	998800	20001276
Rapid EavesVent Rafter Roll (6m)	998400	20001275
RedVent 25 Over-Fascia Vent (6m)	959300	20001230
Underlay Support Tray (1.5m)	907600	10003094

[Fittings and components continued >](#)




- Hawkhurst (Sanded) Albury (Sanded) Victorian

HIP PRODUCTS	Previous code	Code
Dry Hip (2.7m)	904700	10002742
Continuous Hip (5m)	952400	20001214
Uni-Vent Rapid Ridge/Hip (10m)	931300	10002813
Uni-Vent Rapid Hip Support Tray (1.2m)	906900	20001084
Third Round Hip/Ridge Junction	952100	20001212
Bonnet Hip Tile 35°-50° Hawkhurst	843084	10002631
Bonnet Hip Tile 35°-50° Albury	843085	10002632
Bonnet Hip Tile 35°-50° Victorian	843098	10002637
Rosemary Third Round Hip (without nail holes) Hawkhurst	845484	10002696
Rosemary Third Round Hip (without nail holes) Albury	845485	10002697
Rosemary Third Round Hip (without nail holes) Victorian	845498	10002702
Rosemary Third Round Hip (with nail holes) Hawkhurst	845584	10002707
Rosemary Third Round Hip (with nail holes) Albury	845585	10002708
Rosemary Third Round Hip (with nail holes) Victorian	845598	10002713
Hip Iron	925800	20001315
Baby Ridge Hawkhurst	848284	10002724
Baby Ridge Albury	848285	10002725
Baby Ridge Victorian	848298	10002730
Mortar Bedded Fixing Kit	931400	10002814
Hip End Cap Third Round Terracotta	971234	10002850
Hip End Cap Third Round Brown	971236	10002851
Hip End Cap Third Round Black	971263	10002852



VALLEY PRODUCTS	Previous code	Code
Angular Valley Tile 35° Hawkhurst	843184	10002642
Angular Valley Tile 35° Albury	843185	10002643
Angular Valley Tile 35° Victorian	843198	10002648
Angular Valley Tile 40°-50° Hawkhurst	843784	10003004
Angular Valley Tile 40°-50° Albury	843785	10002653
Angular Valley Tile 40°-50° Victorian	843798	10002658
GRP 125 Valley (3m)	959500	20001231
Dry Valley (High Profile) (3m)	957400	20001224
ABUTMENT PRODUCTS		
Top Edge Abutment Ventilation (3m)	954800	10002838
Wakaflex Rapid Flashing (see pages 172-173)		
Bonding Strip (3m)	957800	20001226
RIDGE PRODUCTS		
DryVent Ridge (1.8m)	902200	10002746
Clay Half Round Ridge Hawkhurst	845084	10002685
Clay Half Round Ridge Albury	845085	10002686
Clay Half Round Ridge Victorian	845098	10002691
Mortar Bedded Fixing Kit	931400	10002814
VENTILATION TILES		
RedLine Plain Tile Vent Autumn	911923	20001124
RedLine Plain Tile Vent Elizabethan	911926	20001125
RedLine Vent Adaptor	917500	10002798
Flexible Pipe (100 to 100mm)	917200	10003206
EXTERNAL VERTICAL ANGLES		
External Angle 90° LH Hawkhurst	844184	10002674
External Angle 90° LH Albury	844185	10002675
External Angle 90° LH Victorian	844198	10002680
External Angle 90° RH Hawkhurst	844084	10002663
External Angle 90° RH Albury	844085	10002664
External Angle 90° RH Victorian	844098	10002669
FIXING		
Tile Nail (1596)	933100	20001172
Kro-Clip (50)	914200	10003245
ORNAMENTAL TILES		
Rosemary Craftsman Club Tile Hawkhurst	652184	10001934
Rosemary Craftsman Club Tile Albury	652185	10001935
Rosemary Craftsman Club Tile Victorian	652198	10001940

Rosemary Clay Classic




KEY FEATURES AND ADVANTAGES

- Rich history and heritage. In production since 1837
- Made in Britain from high-strength Etruria Marl clay
- A range of colours and finishes to harmonise with the history and character of your area

PRODUCT DETAILS

Size	265 x 165mm
Minimum pitch	35°
Maximum pitch (subject to fixing specification)	90°
Minimum headlap	below 90° 65mm / at 90° 35mm
Maximum headlap	88mm
Minimum gauge/batten spacing	88mm
Maximum gauge/batten spacing	below 90° 100mm / at 90° 115mm
Hanging length (approx)	254mm
Cover (all figures are net and do not allow for wastage)	
Linear cover of 1 tile	165mm
Covering capacity	below 90° 60 tiles/m ² / at 90° 52 tiles/m ²
Weight per pallet, including pallet (approx.) per 1000	below 90° 77kg/m ² / at 90° 67kg/m ² 1.10 tonnes 1.29 tonnes
Battens required (at max. gauge)	below 90° 10.0m/m ²
Batten size	
Rafter centres up to 600mm	38 x 25mm
Nail size for tiles*	40 x 2.65mm (A/A)
Pallet quantities	Tiles per pallet 840 / tiles per pack 14 / packs per pallet 60

*(A/A) Aluminium Alloy



Red Light Mixed Brindle Medium Mixed Brindle Heather Brindle (Sanded)



Blue Brindle Burnt Blend (Sanded) Russet Mix (Sanded) (cross cambered) Dark Antique



ROSEMARY
CLAY CLASSIC

CLAY

PRODUCT CODES


TILES	Previous code	Code
Rosemary Classic Tile Red	650180	10001926
Rosemary Classic Tile Russet Mix	670194	10001978
Rosemary Classic Tile Light Mixed Brindle	680181	10001982
Rosemary Classic Tile Medium Mixed Brindle	680182	10001983
Rosemary Classic Tile Blue Brindle	680187	10001984
Rosemary Classic Tile Heather Brindle	660183	10001943
Rosemary Classic Tile Burnt Blend	660191	10001944
Rosemary Classic Tile Dark Antique	660195	10001945
Eaves/Top Tile Red	650480	10001927
Eaves/Top Tile Russet Mix	670494	10001979
Eaves/Top Tile Light Mixed Brindle	680481	10001985
Eaves/Top Tile Medium Mixed Brindle	680482	10001986
Eaves/Top Tile Blue Brindle	680487	10001987
Eaves/Top Tile Heather Brindle	660483	10001947
Eaves/Top Tile Burnt Blend	660491	10001948
Eaves/Top Tile Dark Antique	660495	10001949
Tile-and-a-half Red	650980	10001928
Tile-and-a-half Russet Mix	670994	10001980
Tile-and-a-half Light Mixed Brindle	680981	10001988
Tile-and-a-half Medium Mixed Brindle	680982	10001989
Tile-and-a-half Blue Brindle	680987	10001990
Tile-and-a-half Heather Brindle	660983	10001950
Tile-and-a-half Burnt Blend	660991	10001951
Tile-and-a-half Dark Antique	660995	10001952
UNDERLAYS		
Spirtech 400 2S	920200	10003118
Divoroll Elite 200 2S	915700	10002797
Divoroll Universal 2S	915600	10002796
EAVES PRODUCTS		
RedVent EavesVent 350-450mm (6m)	918900	10002799
RedVent EavesVent 450-600mm (6m)	919000	10002800
Extension Trays 350-450mm (6m)	949800	10002831
Extension Trays 450-600mm (6m)	949900	10002832
Rapid EavesVent 2-in-1 Tray	998800	20001276
Rapid EavesVent Rafter Roll (6)	998400	20001275
RedVent 25 Over-Fascia Vent (6m)	959300	20001230
Underlay Support Tray (1.5m)	907600	10003094
HIP PRODUCTS		
Dry Hip (2.7m)	904700	10002742
Continuous Hip (5m)	952400	20001214
Uni-Vent Rapid Ridge/Hip (10m)	931300	10002813
Uni-Vent Rapid Hip Support Tray (1.2m)	906900	20001084
Third Round Hip/Ridge Junction	952100	20001212

Fittings and components continued >

HIP PRODUCTS CONTINUED	Previous code	Code
Bonnet Hip Tile 35°-50° Red	843080	10002627
Bonnet Hip Tile 35°-50° LMB	843081	10002628
Bonnet Hip Tile 35°-50° MMB	843082	10002629
Bonnet Hip Tile 35°-50° Blue Brindle	843087	10002633
Bonnet Hip Tile 35°-50° Heather Brindle	843083	10002630
Bonnet Hip Tile 35°-50° Burnt Blend	843091	10002634
Bonnet Hip Tile 35°-50° Russet Mix	843094	10002635
Bonnet Hip Tile 35°-50° Dark Antique	843095	10002636
Arris Hip 35° Red	841180	10002603
Arris Hip 35° LMB	841181	10002604
Arris Hip 35° MMB	841182	10002605
Arris Hip 35° Blue Brindle	841187	10002606
Arris Hip 35° Burnt Blend	841191	10002607
Arris Hip 35° Dark Antique	841195	10002608
Arris Hip 40° Red	841280	10002609
Arris Hip 40° LMB	841281	10002610
Arris Hip 40° MMB	841282	10002611
Arris Hip 40° Blue Brindle	841287	10002612
Arris Hip 40° Burnt Blend	841291	10002613
Arris Hip 40° Dark Antique	841295	10002614
Arris Hip 45° Red	841380	10002615
Arris Hip 45° LMB	841381	10002616
Arris Hip 45° MMB	841382	10002617
Arris Hip 45° Blue Brindle	841387	10002618
Arris Hip 45° Burnt Blend	841391	10002619
Arris Hip 45° Dark Antique	841395	10002620
Arris Hip 50° Red	841480	10002621
Arris Hip 50° LMB	841481	10002622
Arris Hip 50° MMB	841482	10002623
Arris Hip 50° Blue Brindle	841487	10002624
Arris Hip 50° Burnt Blend	841491	10002625
Arris Hip 50° Dark Antique	841495	10002626
Clay Third Round Hip (without nail holes) Red	845480	10002692
Clay Third Round Hip (without nail holes) LMB	845481	10002693
Clay Third Round Hip (without nail holes) MMB	845482	10002694
Clay Third Round Hip (without nail holes) Blue Brindle	845487	10002698
Clay Third Round Hip (without nail holes) Heather Brindle	845483	10002695
Clay Third Round Hip (without nail holes) Burnt Blend	845491	10002699
Clay Third Round Hip (without nail holes) Russet Mix	845494	10002700
Clay Third Round Hip (without nail holes) Dark Antique	845495	10002701
Clay Third Round Hip (with nail holes) Red	845580	10002703
Clay Third Round Hip (with nail holes) LMB	845581	10002704
Clay Third Round Hip (with nail holes) MMB	845582	10002705
Clay Third Round Hip (with nail holes) Blue Brindle	845587	10002709
Clay Third Round Hip (with nail holes) Heather Brindle	845583	10002706
Clay Third Round Hip (with nail holes) Burnt Blend	845591	10002710
Clay Third Round Hip (with nail holes) Russet Mix	845594	10002711
Clay Third Round Hip (with nail holes) Dark Antique	845595	10002712
Hip Iron	925800	20001315
Baby Ridge Red	848280	10002720
Baby Ridge LMB	848281	10002721
Baby Ridge MMB	848282	10002722
Baby Ridge Blue Brindle	848287	10002726
Baby Ridge Heather Brindle	848283	10002723
Baby Ridge Burnt Blend	848291	10002727
Baby Ridge Russet Mix	848294	10002728
Baby Ridge Dark Antique	848295	10002729
Mortar Bedded Fixing Kit	931400	10002814
Hip End Cap Third Round Terracotta	971234	10002850
Hip End Cap Third Round Brown	971236	10002851
Hip End Cap Third Round Black	971263	10002852
VALLEY PRODUCTS		
Angular Valley Tile 35° Red	843180	10002638
Angular Valley Tile 35° LMB	843181	10002639
Angular Valley Tile 35° MMB	843182	10002640
Angular Valley Tile 35° Blue Brindle	843187	10002644
Angular Valley Tile 35° Heather Brindle	843183	10002641
Angular Valley Tile 35° Burnt Blend	843191	10002645

VALLEY PRODUCTS CONTINUED	Previous code	Code
Angular Valley Tile 35° Russet Mix	843194	10002646
Angular Valley Tile 35° Dark Antique	843195	10002647
Angular Valley Tile 40°-50° Red	843780	10002649
Angular Valley Tile 40°-50° LMB	843781	10002650
Angular Valley Tile 40°-50° MMB	843782	10002651
Angular Valley Tile 40°-50° Blue Brindle	843787	10002654
Angular Valley Tile 40°-50° Heather Brindle	843783	10002652
Angular Valley Tile 40°-50° Burnt Blend	843791	10002655
Angular Valley Tile 40°-50° Russet Mix	843794	10002656
Angular Valley Tile 40°-50° Dark Antique	843795	10002657
GRP 125 Valley (3m)	959500	20001231
Dry Valley (High Profile) (3m)	957400	20001224
ABUTMENT PRODUCTS		
Top Edge Abutment Ventilation (3m)	954800	10002838
Wakaflex Rapid Flashing (see pages 172-173)		
Bonding Strip (High Profile) (3m)	957800	20001226
RIDGE PRODUCTS		
DryVent Ridge (1.8m)	902200	10002746
Clay Half Round Ridge Red	845080	10002681
Clay Half Round Ridge LMB	845081	10002682
Clay Half Round Ridge MMB	845082	10002683
Clay Half Round Ridge Blue Brindle	845087	10002687
Clay Half Round Ridge Heather Brindle	845083	10002684
Clay Half Round Ridge Burnt Blend	845091	10002688
Clay Half Round Ridge Russet Mix	845094	10002689
Clay Half Round Ridge Dark Antique	845095	10002690
Rosemary Half Round Ridge Hawkhurst	845084	10002685
Rosemary Half Round Ridge Albury	845085	10002686
Rosemary Half Round Ridge Victorian	845098	10002691
Mortar Bedded Fixing Kit	931400	10002814
VENTILATION TILES		
RedLine Plain Tile Vent Natural Red	911927	20001126
RedLine Plain Tile Vent Red	911980	20001132
RedLine Plain Tile Vent Medium Mixed Brindle	911982	20001133
RedLine Plain Tile Vent Blue Brindle	911987	20001134
RedLine Plain Tile Vent Dark Antique	911995	20001135
RedLine Vent Adaptor	917500	10002798
Flexible Pipe (100 to 100mm)	917200	10003206
EXTERNAL VERTICAL ANGLES		
External Angle 90° LH Red	844180	10002670
External Angle 90° LH LMB	844181	10002671
External Angle 90° LH MMB	844182	10002672
External Angle 90° LH Blue Brindle	844187	10002676
External Angle 90° LH Heather Brindle	844183	10002673
External Angle 90° LH Burnt Blend	844191	10002677
External Angle 90° LH Russet Mix	844194	10002678
External Angle 90° LH Dark Antique	844195	10002679
External Angle 90° RH Red	844080	10002659
External Angle 90° RH LMB	844081	10002660
External Angle 90° RH MMB	844082	10002661
External Angle 90° RH Blue Brindle	844087	10002665
External Angle 90° RH Heather Brindle	844083	10002662
External Angle 90° RH Burnt Blend	844091	10002666
External Angle 90° RH Russet Mix	844094	10002667
External Angle 90° RH Dark Antique	844095	10002668
FIXING		
Tile Nail (1596)	933100	20001172
Kro-Clip (50)	914200	10003245
ORNAMENTAL TILES		
Rosemary Classic Club Tile Red	652180	10001930
Rosemary Classic Club Tile LMB	652181	10001931
Rosemary Classic Club Tile MMB	652182	10001932
Rosemary Classic Club Tile Blue Brindle	652187	10001936
Rosemary Classic Club Tile Heather Brindle	652183	10001933
Rosemary Classic Club Tile Burnt Blend	652191	10001937
Rosemary Classic Club Tile Russet Mix	652194	10001938
Rosemary Classic Club Tile Dark Antique	652195	10001939

Heathland



KEY FEATURES AND ADVANTAGES

- Concrete tile with randomly applied fine sand coating
- Varying hanging length†
- Offers practical and economic alternative to handmade clay tiles

PRODUCT DETAILS

Size	264 x 165mm
Minimum pitch	35°
Maximum pitch (subject to fixing specification)	90°
Minimum headlap	below 90° 65mm / at 90° 35mm
Maximum headlap	88mm
Minimum gauge/batten spacing	88mm
Maximum gauge/batten spacing	below 90° 100mm / at 90° 115mm
Hanging length (approx)	244mm
Cover (all figures are net and do not allow for wastage)	
Linear cover of 1 tile	165mm
Covering capacity	below 90° 60 tiles/m ² / at 90° 52 tiles/m ²
Weight per pallet, including pallet (approx) per 1000	below 90° 75kg/m ² / at 90° 65kg/m ² 1.01 tonnes 1.25 tonnes
Battens required (at max. gauge)	below 90° 10.0m/m ²
Batten size	
Rafter centres up to 600mm	38 x 25mm
Nail size for tiles*	40 x 2.65mm (A/A)
Pallet quantities	Tiles per pallet 768 / tiles per pack 16 / packs per pallet 48

† Variation in hanging length and linear cover is a purpose designed feature of this tile and therefore the relevant clauses of BS EN 490 do not apply.

*(A/A) Aluminium Alloy



■ Manor House Mix (Granular)
 ■ Wealden Red (Sanded)
 ■ Autumn (Sanded)
 ■ Ember (Sanded)



HEATHLAND

CONCRETE

PRODUCT CODES


TILES	Previous code	Code
Heathland Tile Ember	666125	10001956
Heathland Tile Autumn	666123	10001955
Heathland Tile Manor House Mix	666120	10001953
Heathland Tile Wealden Red	666122	10001954
Eaves/Top Tile Ember	666425	10001964
Eaves/Top Tile Autumn	666423	10001963
Eaves/Top Tile Manor House Mix	666420	10001961
Eaves/Top Tile Wealden Red	666422	10001962
Tile-and-a-half Ember	666925	10001969
Tile-and-a-half Autumn	666923	10001968
Tile-and-a-half Manor House Mix	666920	10001966
Tile-and-a-half Wealden Red	666922	10001967
UNDERLAYS		
Spirtech 400 2S	920200	10003118
Divoroll Elite 200 2S	915700	10002797
Divoroll Universal 2S	915600	10002796
EAVES PRODUCTS		
RedVent EavesVent 350-450mm (6m)	918900	10002799
RedVent EavesVent 450-600mm (6m)	919000	10002800
Extension Trays 350-450mm (6m)	949800	10002831
Extension Trays 450-500mm (6m)	949900	10002832
Rapid EavesVent 2-in-1 Tray	998800	20001276
Rapid EavesVent Rafter Roll (6m)	998400	20001275
RedVent 25 Over-Fascia Vent (6m)	959300	20001230
Underlay Support Tray (1.5m)	907600	10003094

Fittings and components continued >

HIP PRODUCTS	Previous code	Code
Dry Hip (2.7m)	904700	10002742
Continuous Hip (5m)	952400	20001214
Uni-Vent Rapid Ridge/Hip (10m)	931300	10002813
Uni-Vent Rapid Hip Support Tray (1.2m)	906900	20001084
Third Round Hip/Ridge Junction	952100	20001212
Bonnet Hip Tile 35° -50° Ember	767125	10002269
Bonnet Hip Tile 35° -50° Autumn	767123	10002268
Bonnet Hip Tile 35° -50° Manor House Mix	767120	10002266
Bonnet Hip Tile 35° -50° Wealden Red	767122	10002267
Third Round Hip (without nail holes) Ember	768625	10002298
Third Round Hip (without nail holes) Autumn	768623	10002297
Third Round Hip (without nail holes) Manor House Mix	768620	10002295
Third Round Hip (without nail holes) Wealden Red	768622	10002296
Third Round Hip (with nail holes) Ember	768725	10002303
Third Round Hip (with nail holes) Autumn	768723	10002302
Third Round Hip (with nail holes) Manor House Mix	768720	10002300
Third Round Hip (with nail holes) Wealden Red	768722	10002301
Hip Iron	925800	20001315
Third Round Hip Block-End Ember	768825	10002307
Third Round Hip Block-End Autumn	768823	10002306
Third Round Hip Block-End Manor House Mix	768820	10002305
Baby Ridge Ember	767525	10002289
Baby Ridge Autumn	767523	10002288
Baby Ridge Manor House Mix	767520	10002286
Baby Ridge Wealden Red	767522	10002287
Mortar Bedded Fixing Kit	931400	10002814
VALLEY PRODUCTS		
GRP 125 Valley (3m)	959500	20001231
Dry Valley (High Profile) (3m)	957400	20001224
Valley Tile 35° - 50° Ember	767225	10002274
Valley Tile 35° - 50° Autumn	767223	10002273
Valley Tile 35° - 50° Manor House Mix	767220	10002271
Valley Tile 35° - 50° Wealden Red	767222	10002272
ABUTMENT PRODUCTS		
Top Edge Abutment Ventilation (3m)	954800	10002838
Wakaflex Rapid Flashing (see pages 172 - 173)		
Bonding Strip (High Profile) (3m)	957800	20001226
RIDGE PRODUCTS		
DryVent Ridge (2.7m)	905800	10002747
Uni-Vent Rapid Ridge/Hip (10m)	931300	10002813
Continuous Ridge (5m)	930200	10002809
Half Round Ridge Ember	769025	10002311
Half Round Ridge Autumn	769023	10002310
Half Round Ridge Manor House Mix	769020	10002308

RIDGE PRODUCTS CONTINUED	Previous code	Code
Half Round Ridge Wealden Red	769022	10002309
DryVent Monoridge (2.7m)	908400	10002753
Half Round Monoridge Ember	768325	10002293
Half Round Monoridge Autumn	768323	10002292
Half Round Monoridge Manor House Mix	768320	10002291
Mortar Bedded Fixing Kit	931400	10002814
VENTILATION TILES		
RedLine Plain Tile Vent Manor House Mix	911920	20001123
RedLine Plain Tile Vent Autumn	911923	20001124
RedLine Plain Tile Vent Brown	911902	20001119
RedLine Plain Tile Vent Natural Red	911927	20001126
RedLine Vent Adaptor	917500	10002798
Flexible Pipe (100 to 100mm)	917200	10003206
EXTERNAL VERTICAL ANGLES		
External Angle 90° LH Ember	767325	10002279
External Angle 90° LH Autumn	767323	10002278
External Angle 90° LH Manor House Mix	767320	10002276
External Angle 90° LH Wealden Red	767322	10002277
External Angle 90° RH Ember	767425	10002284
External Angle 90° RH Autumn	767423	10002283
External Angle 90° RH Manor House Mix	767420	10002281
External Angle 90° RH Wealden Red	767422	10002282
FIXING		
Tile Nail (1596)	933100	20001172
Top Tile Clip	928200	20001398
Kro-Clip (50)	914200	10003245
ORNAMENTAL TILES		
Heathland Club Tile Ember	667125	10001974
Heathland Club Tile Autumn	667123	10001973
Heathland Club Tile Manor House Mix	667120	10001971
Heathland Club Tile Wealden Red	667122	10001972

Plain Tile




KEY FEATURES AND ADVANTAGES

- Versatile concrete tile with wide scope for a variety of roofing effects
- Quick and easy to lay
- Smooth, coated and sanded finishes available to blend with every regional roofing style

PRODUCT DETAILS

Size	268 x 165mm
Minimum pitch	35°
Maximum pitch (subject to fixing specification)	90°
Minimum headlap	below 90° 65mm / at 90° 35mm
Maximum headlap	88mm
Minimum gauge/batten spacing	88mm
Maximum gauge/batten spacing	below 90° 100mm / at 90° 115mm
Hanging length (approx)	245mm (+/-1)
Cover (all figures are net and do not allow for wastage)	
Linear cover of 1 tile	165mm
Covering capacity	below 90° 60 tiles/m ² / at 90° 52 tiles/m ²
Weight per pallet, including pallet (approx.) per 1000	below 90° 75kg/m ² / at 90° 65kg/m ² 1.01 tonnes 1.25 tonnes
Battens required (at max. gauge)	below 90° 10.0m/m ²
Batten size	
Rafter centres up to 600mm	38 x 25mm
Fixing clips	Top tile clips
Nail size for tiles*	40 x 2.65mm (A/A)
Pallet quantities	Tiles per pallet 768 / tiles per pack 16 / packs per pallet 48

*(A/A) Aluminium Alloy



■ Brown (Granular)
 ■ Antique Red (Granular)
 ■ Cotswold (Granular)
 ■ Slate Grey



■ Terracotta
 ■ Tudor Brown
 ■ Farmhouse Red
 ■ Breckland Brown

PRODUCT CODES

TILES	Previous code	Code
Plain Tile Brown	615102	10001872
Plain Tile Cotswold	615112	10001874
Plain Tile Antique Red	615103	10001873
Plain Tile Natural Red	615127	10001876
Plain Tile Breckland Brown	615152	10001882
Plain Tile Slate Grey	615130	10001877
Plain Tile Terracotta	615134	10001879
Plain Tile Tudor Brown	615136	10001880
Plain Tile Farmhouse Red	615139	10001881
Plain Tile Charcoal Grey	615177	10001884
Plain Tile Black	615163	10001883
Plain Tile Rustic Red	615178	10001885
Eaves/Top Tile Brown	615402	10001886
Eaves/Top Tile Cotswold	615412	10001888
Eaves/Top Tile Antique Red	615403	10001887
Eaves/Top Tile Natural Red	615427	10001890
Eaves/Top Tile Breckland Brown	615452	10001895
Eaves/Top Tile Slate Grey	615430	10001891
Eaves/Top Tile Terracotta	615434	10001892
Eaves/Top Tile Tudor Brown	615436	10001893
Eaves/Top Tile Farmhouse Red	615439	10001894
Eaves/Top Tile Charcoal Grey	615477	10001897
Eaves/Top Tile Black	615463	10001896
Eaves/Top Tile Rustic Red	615478	10001898
Tile-and-a-half Brown	615902	10001899
Tile-and-a-half Cotswold	615912	10001901
Tile-and-a-half Antique Red	615903	10001900
Tile-and-a-half Natural Red	615927	10001903
Tile-and-a-half Breckland Brown	615952	10001908
Tile-and-a-half Slate Grey	615930	10001904
Tile-and-a-half Terracotta	615934	10001905
Tile-and-a-half Tudor Brown	615936	10001906
Tile-and-a-half Farmhouse Red	615939	10001907
Tile-and-a-half Charcoal Grey	615977	10001910
Tile-and-a-half Black	615963	10001909
Tile-and-a-half Rustic Red	615978	10001911

Fittings and components continued >



■ Natural Red (Sanded)
 ■ Black (Coated)
 ■ Charcoal Grey (Coated)
 ■ Rustic Red (Coated)



UNDERLAYS	Previous code	Code
Spiritech 400 2S	920200	10003118
Divoroll Elite 200 2S	915700	10002797
Divoroll Universal 2S	915600	10002796
EAVES PRODUCTS		
RedVent EavesVent 350-450mm (6m)	918900	10002799
RedVent EavesVent 450-600mm (6m)	919000	10002800
Extension Trays 350-450mm (6m)	949800	10002831
Extension Trays 450-600mm (6m)	949900	10002832
Rapid EavesVent 2-in-1 Tray	998800	20001276
Rapid EavesVent Rafter Roll (6m)	998400	20001275
RedVent 25 Over-Fascia Vent (6m)	959300	20001230
Underlay Support Tray (1.5m)	907600	10003094
HIP PRODUCTS		
Dry Hip (2.7m)	904700	10002742
Continuous Hip (5m)	952400	20001214
Uni-Vent Rapid Ridge/Hip (10m)	931300	10002813
Uni-Vent Rapid Hip Support Tray (1.2m)	906900	20001084
Third Round Hip/Ridge Junction	952100	20001212
Bonnet Hip Tile 35°-50° Brown	812502	10002496
Bonnet Hip Tile 35°-50° Cotswold	812512	10002498
Bonnet Hip Tile 35°-50° Antique Red	812503	10002497
Bonnet Hip Tile 35°-50° Natural Red	812527	10002500
Bonnet Hip Tile 35°-50° Slate Grey	812530	10002501
Bonnet Hip Tile 35°-50° Terracotta	812534	10002502
Bonnet Hip Tile 35°-50° Tudor Brown	812536	10002503
Bonnet Hip Tile 35°-50° Black	812563	10002504
Bonnet Hip Tile 35°-50° Rustic Red	812578	10002505
Third Round Hip (without nail holes) Brown	812202	10002486
Third Round Hip (without nail holes) Cotswold	812212	10002488
Third Round Hip (without nail holes) Antique Red	812203	10002487
Third Round Hip (without nail holes) Natural Red	812227	10002490
Third Round Hip (without nail holes) Slate Grey	812230	10002491
Third Round Hip (without nail holes) Terracotta	812234	10002492
Third Round Hip (without nail holes) Tudor Brown	812236	10002493
Third Round Hip (without nail holes) Black	812263	10002494
Third Round Hip (without nail holes) Rustic Red	812278	10002495
Third Round Hip (with nail holes) Brown	741102	10002212
Third Round Hip (with nail holes) Cotswold	741112	10002214
Third Round Hip (with nail holes) Antique Red	741103	10002213
Third Round Hip (with nail holes) Natural Red	741127	10002216
Third Round Hip (with nail holes) Slate Grey	741130	10002217
Third Round Hip (with nail holes) Terracotta	741134	10002218
Third Round Hip (with nail holes) Tudor Brown	741136	10002219
Third Round Hip (with nail holes) Black	741163	10002220
Third Round Hip (with nail holes) Rustic Red	741178	10002221
Hip Iron	925800	20001315
Third Round Block End Hip Brown	778402	10002370
Third Round Block End Hip Cotswold	778412	10002372


HIP PRODUCTS CONTINUED	Previous code	Code
Third Round Block End Hip Antique Red	778403	10002371
Third Round Block End Hip Rustic Red	778418	10002373
Third Round Block End Hip Natural Red	778427	10002374
Third Round Block End Hip Slate Grey	778430	10002375
Third Round Block End Hip Terracotta	778434	10002376
Third Round Block End Hip Tudor Brown	778436	10002377
Third Round Block End Hip Black	778463	10002378
Third Round Block End Hip Rustic Red	778478	10002379
Baby Ridge Brown	710702	10002008
Baby Ridge Cotswold	710712	10002010
Baby Ridge Antique Red	710703	10002009
Baby Ridge Natural Red	710727	10002012
Baby Ridge Slate Grey	710730	10002013
Baby Ridge Terracotta	710734	10002015
Baby Ridge Tudor Brown	710736	10002016
Baby Ridge Black	710763	10002017
Baby Ridge Rustic Red	710778	10002019
Mortar Bedded Fixing Kit	931400	10002814
VALLEY PRODUCTS		
GRP 125 Valley (3m)	959500	20001231
Dry Valley (High Profile) (3m)	957400	20001224
Valley Tile 35° - 50° Brown	813302	10002506
Valley Tile 35° - 50° Cotswold	813312	10002508
Valley Tile 35° - 50° Antique Red	813303	10002507
Valley Tile 35° - 50° Natural Red	813327	10002510
Valley Tile 35° - 50° Slate Grey	813330	10002511
Valley Tile 35° - 50° Terracotta	813334	10002512
Valley Tile 35° - 50° Tudor Brown	813336	10002513
Valley Tile 35° - 50° Black	813363	10002514
Valley Tile 35° - 50° Rustic Red	813378	10002515
ABUTMENT PRODUCTS		
Top Edge Abutment Ventilation (3m)	954800	10002838
Wakaflex Rapid Flashing (see pages 172-173)		
Bonding Strip (High Profile) (3m)	957800	20001226
RIDGE PRODUCTS		
DryVent Ridge (1.8m)	905800	10002747
Uni-Vent Rapid Ridge/Hip (10m)	931300	10002813
Continuous Ridge (5m)	930200	10002809
Half Round Ridge Vent Brown	725302	10002089
Half Round Ridge Vent Antique Red	725303	10002090
Half Round Ridge Vent Slate Grey	725330	10002091
Half Round Ridge Vent Terracotta	725334	10002092
Half Round Ridge Vent Tudor Brown	725336	10002093
Half Round Ridge Vent Rustic Red	725378	10002094
Ridge Vent Terminal Adaptor	917500	10002798
Flexible Pipe (100 to 100mm)	917200	10003206
Half Round Gas Flue Ridge Brown	724102	10002081
Half Round Gas Flue Ridge Antique Red	724103	10002082

Fittings and components continued >

RIDGE PRODUCTS CONTINUED	Previous code	Code
Half Round Gas Flue Ridge Slate Grey	724130	10002083
Half Round Gas Flue Ridge Terracotta	724134	10002084
Half Round Gas Flue Ridge Tudor Brown	724136	10002085
Gas Flue Flue Terminals Extension Adaptor	914300	20001143
Gas Flue Blanking Plates	909900	10002759
Half Round Ridge Brown	810102	10002476
Half Round Ridge Cotswold	810112	10002478
Half Round Ridge Antique Red	810103	10002477
Half Round Ridge Natural Red	810127	10002480
Half Round Ridge Slate Grey	810130	10002481
Half Round Ridge Terracotta	810134	10002482
Half Round Ridge Tudor Brown	810136	10002483
Half Round Ridge Black	810163	10002484
Half Round Ridge Rustic Red	810178	10002485
DryVent Monoridge (2.7m)	908400	10002753
Half Round Monoridge Cotswold	720312	10002072
Half Round Monoridge Antique Red	720303	10002071
Half Round Monoridge Natural Red	720327	10002074
Half Round Monoridge Slate Grey	720330	10002075
Half Round Monoridge Terracotta	720334	10002076
Half Round Monoridge Tudor Brown	720336	10002077
Half Round Monoridge Black	720363	10002078
Half Round Monoridge Rustic Red	720378	10002079
Mortar Bedded Fixing Kit	931400	10002814
VENTILATION TILES		
RedLine Plain Tile Vent Brown	911902	20001119
RedLine Plain Tile Vent Cotswold	911912	20001121
RedLine Plain Tile Vent Antique Red	911903	20001120
RedLine Plain Tile Vent Black	911963	20001130
RedLine Plain Tile Vent Rustic Red	911978	20001131
RedLine Plain Tile Vent Slate Grey	911930	20001127
RedLine Plain Tile Vent Terracotta	911934	20001128
RedLine Plain Tile Vent Tudor Brown	911936	20001129
RedLine Plain Tile Vent Natural Red	911927	20001126
RedLine Plain Tile Vent Red	911980	20001132
RedLine Vent Adaptor	917500	10002798
ThruVent Flexible Pipe (75 to 100mm)	918800	20001156
Plain Tile Rapid Roof Vent Brown	912836	10002789
Plain Tile Rapid Roof Vent Grey	912830	10002787
Plain Tile Rapid Roof Vent Terracotta	912834	10002788
Plain Tile Rapid Roof Vent Dark Brown	912802	10002785
Plain Tile Rapid Roof Vent Red	912803	10002786
Rapid Roof Vent Adaptor	917500	10002798
Flexible Pipe (100 to 100mm)	917200	10003206

EXTERNAL VERTICAL ANGLES	Previous code	Code
External Angle 90° LH Brown	813402	10002516
External Angle 90° LH Cotswold	813412	10002518
External Angle 90° LH Antique Red	813403	10002517
External Angle 90° LH Natural Red	813427	10002520
External Angle 90° LH Breckland Brown	813452	10002525
External Angle 90° LH Slate Grey	813430	10002521
External Angle 90° LH Terracotta	813434	10002522
External Angle 90° LH Tudor Brown	813436	10002523
External Angle 90° LH Farmhouse Red	813439	10002524
External Angle 90° LH Black	813463	10002526
External Angle 90° LH Rustic Red	813478	10002527
External Angle 90° RH Brown	813502	10002528
External Angle 90° RH Cotswold	813512	10002530
External Angle 90° RH Antique Red	813503	10002529
External Angle 90° RH Natural Red	813527	10002532
External Angle 90° RH Breckland Brown	813552	10002537
External Angle 90° RH Slate Grey	813530	10002533
External Angle 90° RH Terracotta	813534	10002534
External Angle 90° RH Tudor Brown	813536	10002535
External Angle 90° RH Farmhouse Red	813539	10002536
External Angle 90° RH Black	813563	10002538
External Angle 90° RH Rustic Red	813578	10002539
External Angle 135° LH Brown	714202	10002025
External Angle 135° LH Cotswold	714212	10002027
External Angle 135° LH Antique Red	714203	10002026
External Angle 135° LH Slate Grey	714230	10002028
External Angle 135° LH Terracotta	714234	10002029
External Angle 135° LH Tudor Brown	714236	10002030
External Angle 135° LH Rustic Red	714278	10002031
External Angle 135° RH Brown	714302	10002032
External Angle 135° RH Cotswold	714312	10002034
External Angle 135° RH Antique Red	714303	10002033
External Angle 135° RH Slate Grey	714330	10002036
External Angle 135° RH Terracotta	714334	10002037
External Angle 135° RH Tudor Brown	714336	10002038
External Angle 135° RH Rustic Red	714378	10002039
FIXING		
Tile Nail (1596)	933100	20001172
Top Tile Clip	928200	20001398
Kro-Clip-50	914200	10003245
ORNAMENTAL TILES		
Plain Tile Club Tile Brown	625102	10001913
Plain Tile Club Tile Cotswold	625112	10001915
Plain Tile Club Tile Antique Red	625103	10001914
Plain Tile Club Tile Natural Red	625127	10001917
Plain Tile Club Tile Breckland Brown	625152	10001923
Plain Tile Club Tile Slate Grey	625130	10001918
Plain Tile Club Tile Terracotta	625134	10001920
Plain Tile Club Tile Tudor Brown	625136	10001921
Plain Tile Club Tile Farmhouse Red	625139	10001922
Plain Tile Club Tile Rustic Red	625178	10001924

DuoPlain



KEY FEATURES AND ADVANTAGES

- Two 'plain tile' segments give the appearance of a smaller format tile
- Quick and cost-effective to lay
- Four colour variations to match regional styles and materials

PRODUCT DETAILS

Size	268 x 330mm
Minimum pitch	25°
(The minimum pitch is based on a maximum rafter length of 10 metres. For rafter lengths greater than this, please contact Technical Services on +44 (0) 330 123 4585)	
Maximum pitch (subject to fixing specification and fire resistance requirements above 69°)	90°
Minimum headlap	80mm
Maximum headlap	95mm
Minimum gauge/batten spacing	173mm
Maximum gauge/batten spacing	188mm
Hanging length (approx)	245mm
Cover (all figures are net and do not allow for wastage)	
Linear cover of 1 tile	300mm
Covering capacity	17.7 tiles/m ² / (at 188mm gauge)
Weight	54kg/m ² (at 188mm gauge)
per pallet, including pallet (approx.)	0.90 tonnes
per 1000	3.04 tonnes
Battens required (at max. gauge)	5.26m/m ²
Batten size	
Rafter centres up to 450mm	38 x 25mm
Rafter centres up to 600mm	50 x 25mm
Nail size for tiles* (Depending on fixing specification)	45 x 3mm (A/A) or 45 x 3.35mm (S/S)
Pallet quantities	Tiles per pallet 288 / tiles per pack 6 / packs per pallet 48

*(A/A) Aluminium Alloy (S/S) Stainless Steel Ring Shank



Tuscan Red
(Coated)

Rustic Brown
(Coated)

Charcoal Grey
(Coated)

Rustic Red
(Coated)



DUOPLAIN

CONCRETE

PRODUCT CODES

TILES	Previous code	Code
DuoPlain Tile Charcoal Grey	610177	10001856
DuoPlain Tile Rustic Brown	610140	10001854
DuoPlain Tile Rustic Red	610178	10001857
DuoPlain Tile Tuscan Red	610111	10001853
DuoPlain Half Tile Charcoal Grey	610577	10001869
DuoPlain Half Tile Rustic Brown	610540	10001868
DuoPlain Half Tile Rustic Red	610578	10001870
DuoPlain Half Tile Tuscan Red	610511	10001867
DuoPlain LH Verge Tile Charcoal Grey	610377	10001861
DuoPlain LH Verge Tile Rustic Brown	610340	10001859
DuoPlain LH Verge Tile Rustic Red	610378	10001862
DuoPlain LH Verge Tile Tuscan Red	610311	10001858
DuoPlain RH Verge Tile Charcoal Grey	610477	10001865
DuoPlain RH Verge Tile Rustic Brown	610440	10001864
DuoPlain RH Verge Tile Rustic Red	610478	10001866
DuoPlain RH Verge Tile Tuscan Red	610411	10001863
UNDERLAYS		
Spirtech 400 2S	920200	10003118
Divoroll Elite 200 2S	915700	10002797
Divoroll Universal 2S	915600	10002796
EAVES PRODUCTS		
RedVent EavesVent 350-450mm (6m)	918900	10002799
RedVent EavesVent 450-600mm (6m)	919000	10002800
Extension Trays 350-450mm (6m)	949800	10002831
Extension Trays 450-600mm (6m)	949900	10002832
Rapid EavesVent 2-in-1 Tray	998800	20001276
Rapid EavesVent Rafter Roll (6m)	998400	20001275
RedVent 25 Over-Fascia Vent (6m)	959300	20001230
Underlay Support Tray (1.5m)	907600	10003094

Fittings and components continued >

VERGE PRODUCTS	Previous code	Code
DuoPlain DryVerge (10) Terracotta	991134	20001270
DuoPlain DryVerge (10) Brown	991136	20001271
DuoPlain DryVerge (10) Grey	991177	20001272
DuoPlain DryVerge (10) Red	991178	20001273
DuoPlain Dry Eaves-Ridge Terracotta	968011	20001247
DuoPlain Dry Eaves-Ridge Brown	968040	20001248
DuoPlain Dry Eaves-Ridge Grey	968077	20001249
DuoPlain Dry Eaves-Ridge Red	968078	20001250
DuoPlain DryVerge Terracotta	991634	10002880
DuoPlain DryVerge Brown	991636	10002881
DuoPlain DryVerge Charcoal Grey	991677	10002882
DuoPlain DryVerge Red	991678	10002883
DuoPlain DryVerge Gable End Pack Terracotta	927334	10002805
DuoPlain DryVerge Gable End Pack Brown	927336	10002806
DuoPlain DryVerge Gable End Pack Charcoal Grey	927377	10002807
DuoPlain DryVerge Gable End Pack Red	927378	10002808
HIP PRODUCTS		
Dry Hip (2.7m)	953400	10002833
Continuous Hip (5m)	956200	20001220
Uni-Vent Rapid Ridge/Hip (10m)	931300	10002813
Uni-Vent Rapid Hip Support Tray (1.2m)	906900	20001084
Third Round Hip/Ridge Junction	952100	20001212
Third Round Hip (without nail holes) Rustic Brown	821235	10002553
Third Round Hip (without nail holes) Rustic Red	821278	10002557
Third Round Hip (without nail holes) Red	821211	10002552
Third Round Hip (without nail holes) Charcoal Grey	821277	10002556
Third Round Hip (with nail holes) Rustic Brown	821135	10002547
Third Round Hip (with nail holes) Rustic Red	821178	10002551
Third Round Hip (with nail holes) Red	821111	10002546
Third Round Hip (with nail holes) Charcoal Grey	821177	10002550
Hip Iron	925800	20001315
DuoPlain Third Round Block End Hip Rustic Brown	740435	10002197
DuoPlain Third Round Block End Hip Rustic Red	740478	10002201
DuoPlain Third Round Block End Hip Red	740411	10002196
Third Round Block End Hip Charcoal Grey	740477	10002200
DuoPlain Baby Ridge Charcoal Grey	740877	10002204
DuoPlain Baby Ridge Rustic Brown	740835	10002203
DuoPlain Baby Ridge Rustic Red	740878	10002205
DuoPlain Baby Ridge Red	740811	10002202
Mortar Bedded Fixing Kit	931400	10002814
VALLEY PRODUCTS		
GRP 125 Valley (3m)	959500	20001231
Dry Valley (High Profile) (3m)	957500	20001225


ABUTMENT PRODUCTS	Previous code	Code
Top Edge Abutment Ventilation (3m)	954800	10002838
Wakaflex Rapid Flashing (see pages 172-173)		
Bonding Strip (Low Profile) (3m)	958000	20001227
Bonding Strip (High Profile) (3m)	957800	20001226
GRP Secret Gutter	959600	20001232
RIDGE PRODUCTS		
DryVent Ridge (2.7m)	905800	10002747
Uni-Vent Rapid Ridge/Hip (10m)	931300	10002813
Continuous Ridge (5m)	930200	10002809
Half Round Ridge Rustic Brown	820135	10002541
Half Round Ridge Rustic Red	820178	10002545
Half Round Ridge Red	820111	10002540
Half Round Ridge Charcoal Grey	820177	10002544
Half Round Block-End Ridge Rustic Brown	740935	10002207
Half Round Block-End Ridge Rustic Red	740978	10002211
Half Round Block-End Ridge Red	740911	10002206
Half Round Block-End Ridge Charcoal Grey	740977	10002210
DryVent Monoridge (2.7m)	908400	10002753
DuoPlain Half Round Monoridge Rustic Brown	740335	10002192
DuoPlain Half Round Monoridge Rustic Red	740378	10002195
DuoPlain Half Round Monoridge Red	740311	10002191
Half Round Monoridge Charcoal Grey	740377	10002194
Mortar Bedded Fixing Kit	931400	10002814
VENTILATION TILES		
DuoPlain RedLine Vent Charcoal Grey	911377	10002764
DuoPlain RedLine Vent Rustic Brown	911340	10002762
DuoPlain RedLine Vent Rustic Red	911378	10002765
DuoPlain RedLine Vent Red	911338	10002761
Flexible Pipe (100 to 100mm)	917200	10003206
FIXING		
Verge Clip	919800	20001161
Eaves Clip (100)	918400	20001153
Tile Nail (Alum. Alloy) (1060)	933400	20001174
Tile Nail (Stainless Steel) (300)	935000	20001178
Eaves Clip Nail (812)	933800	20001177
Kro-Clip (50)	914200	10003245
Innofix Clip Purple (500)	982500	20001263
Stainless Steel Screw	910400	20001087

Profile Tile Range

Based on 16th century pantiles from Holland and earlier Roman roofing, the flowing contours and distinctive angular patterns of the profile range create roofs with outstanding visual appeal and dependable weathertightness.

The tiles in the BMI Redland profile range have been carefully selected to reflect the vast variety of profile roofing in use across the UK & Ireland, from traditional handmade styles right up to contemporary designs for today's urban landscape.

These precision-made interlocking clay and concrete tiles come in a wide variety of colours and finishes. As well as their aesthetic appeal, these tiles are designed for speed and ease of installation.



The profile range is categorised according to colour and surface finish; tiles are designated as Traditional, Heritage, Premier and Premier Plus.

COLOUR KEY

- Traditional
- Heritage
- Premier
- Premier Plus



Hollander Clay Pantile

Old Hollow Clay Pantile

Postel Clay Tile

Page no.	68-71	72-75	76-79
Min. pitch	22.5°	30°	20°
Weight*	40kg/m ²	36kg/m ²	41kg/m ²
Cover*	12.5 tiles/m ²	16.2 tiles/m ²	20.4 tiles/m ²




Grovebury

50 Double Roman

Regent

Page no.	80-85	86-91	92-95
Min. pitch	15°	17.5°	12.5°
Weight*	46kg/m ²	41kg/m ²	43kg/m ²
Cover*	9.7 tiles/m ²	9.7 tiles/m ²	9.7 tiles/m ²



Renown


Redland 49

Fenland Pantile

Page no.	96-101	102-105	106-109
Min. pitch	17.5°	17.5°	17.5°
Weight*	40kg/m ²	47kg/m ²	42kg/m ²
Cover*	9.7 tiles/m ²	16.3 tiles/m ²	16.3 tiles/m ²

* Depends on headlap used. Refer to product pages for full technical information.

Hollander Clay Pantile



KEY FEATURES AND ADVANTAGES

- Distinctive and historic roof profile
- Suitable for use even on low pitch roofing
- Modern manufacturing techniques provide exceptional reliability

PRODUCT DETAILS

Size (overall)	420 x 265mm
Minimum pitch and headlap	22.5° at 70mm headlap / 25° at 65mm headlap
Maximum pitch (subject to fixing specification)	90°
Maximum headlap	95mm
Minimum gauge/batten spacing	325mm
Maximum gauge/batten spacing	below 25° at 350mm / 25° and over 355mm
Hanging length (approx)	396mm
Cover (all figures are net and do not allow for wastage)	
Linear cover of 1 tile	225mm
Covering capacity	12.7 tiles/m ² at 350mm gauge / 12.5 tiles/m ² at 355mm gauge
Weight	41kg/m ² at 350mm gauge / 40kg/m ² at 355mm gauge
per pallet, including pallet (approx.)	0.92 tonnes
per 1000	3.20 tonnes
Battens required (at max. gauge)	2.82m/m ²
Batten size	
Rafter centres up to 450mm	38 x 25mm
Rafter centres up to 600mm	50 x 25mm
Nail size for tiles*	45 x 3.35mm (S/S)
Pallet quantities	Tiles per pallet 280 / tiles per pack 5 / packs per pallet 56

* (S/S) Stainless Steel Annular ring shanked nail



■ Terracotta

■ Brindle



HOLLANDER
CLAY PANTILE

CLAY

PRODUCT CODES

TILES	Previous code	Code
Hollander Clay Pantile Terracotta	597180	10001836
Hollander Clay Pantile Brindle	597182	10001837
UNDERLAYS		
Spiritech 400 2S	920200	10003118
Divoroll Elite 200 2S	915700	10002797
Divoroll Universal 2S	915600	10002796
EAVES PRODUCTS		
RedVent EavesVent 350-450mm (6m)	918900	10002799
RedVent EavesVent 450-600mm (6m)	919000	10002800
Extension Trays 350-450mm (6m)	949800	10002831
Extension Trays 450-600mm (6m)	949900	10002832
Rapid EavesVent 2-in-1 Tray	998800	20001276
Rapid EavesVent Rafter Roll (6m)	998400	20001275
RedVent 25 Over-Fascia Vent (6m)	959300	20001230
Underlay Support Tray (1.5m)	907600	10003094
Eaves Comb Filler (1m)	996500	10002894
VERGE PRODUCTS		
LH Cloaked Verge Terracotta	597780	10001841
LH Cloaked Verge Brindle	597782	10001842
RH Cloaked Verge Terracotta	597880	10001843
RH Cloaked Verge Brindle	597882	10001844
LH Verge Tile Terracotta	597680	10001838
LH Verge Tile Brindle	597682	10001839
Two-Thirds Tile Terracotta	597980	10001845
Two-Thirds Tile Brindle	597982	10001846
Hollander Verge Clip LH	963200	20001405
Hollander Verge Clip RH	963300	20001406


Fittings and components continued >

HIP PRODUCTS	Previous code	Code
Continuous Hip (5m)	987000	20001266
Third Round Hip/Ridge Junction	952100	20001212
Third Round Hip (without nail holes) (Landmark) Terracotta Brindle	831243	10002582
Third Round Hip (without nail holes) (Landmark) Brindle	831244	10002583
Third Round Hip Rich (without nail holes) (Landmark) Terracotta	831242	10002581
Third Round Hip (with nail holes) (Landmark) Brindle	831144	10002580
Third Round Hip (with nail holes) (Landmark) Terracotta	831143	10002579
Hip Iron	925800	20001315
Third Round Block-End Hip (Landmark) Brindle	831744	10002586
Third Round Block-End Hip (Landmark) Rich Terracotta	831742	10002584
Third Round Block-End Hip (Landmark) Terracotta	831743	10002585
Clay Capped Half Round Ridge/Hip Terracotta	783180	20001069
Clay Capped Half Round Ridge/Hip Brindle	783182	10002382
Clay Capped Half Round Ridge/Hip Red	783180	10003195
Mortar Bedded Fixing Kit	931400	10002814



VALLEY PRODUCTS	Previous code	Code
GRP 125 Valley (3m)	959500	20001231
Dry Valley (3m)	957400	20001224
ABUTMENT PRODUCTS		
Wakaflex Rapid Flashing (see pages 172-173)		
Bonding Strip (3m)	957800	20001226
RIDGE PRODUCTS		
Continuous Ridge (5m)	930400	10002810
Clay Capped Half Round Ridge/Hip Terracotta	783180	20001069
Clay Capped Half Round Ridge/Hip Brindle	783182	10002382
Clay Capped Half Round Ridge/Hip Red	783180	10003195
Clay Capped Half Round Block-End Ridge Terracotta	783280	10002384
Clay Capped Half Round Block-End Ridge Brindle	783282	10002385
Clay Plain Half Round Ridge Block-End Brindle	783382	10002386
Half Round Ridge (Landmark) Terracotta	830243	10002571
Half Round Ridge (Landmark) Brindle	830244	10002572
Half Round Ridge (Landmark) Rich Terracotta	830242	10002570
Half Round Block End Ridge (Landmark) Brindle	830344	10002575
Half Round Block End Ridge (Landmark) Rich Terracotta	830342	10002573
Half Round Block End Ridge (Landmark) Terracotta	830343	10002574
Mortar Bedded Fixing Kit	931400	10002814
MONORIDGE		
Half Round Monoridge (Landmark) Brindle	830444	10002578
Half Round Monoridge (Landmark) Terracotta	830443	10002577
Monoridge End Cap Half Round LH Rust	976355	20001385
Monoridge End Cap Half Round RH Rust	976455	20001387
VENTILATION TILES		
4.5k ThruVent Tile Terracotta	788080	10002398
4.5k ThruVent Brindle	788082	10002399
Flexible Pipe (75 to 100mm)	918800	20001156
FIXING		
Tile Nail 1kg (300 approx)	935000	20001178

Old Hollow Clay Pantile



KEY FEATURES AND ADVANTAGES


- Authentic rustic finish
- Random pattern and texturing enhances vintage effect
- Modern production techniques allow maximum integrity in high roll profile

PRODUCT DETAILS

Size (overall)	343 x 242mm
Minimum pitch and headlap	30° at 48mm headlap / 35° at 38mm headlap
Maximum pitch (subject to fixing specification)	90°
Minimum gauge/batten spacing	295mm
Maximum gauge/batten spacing	below 35° at 295mm / 35° and over 305mm
Hanging length (approx)	310mm
Cover (all figures are net and do not allow for wastage)	
Linear cover of 1 tile	202mm
Covering capacity	16.8 tiles/m ² at 295mm gauge / 16.2 tiles/m ² at 305mm gauge
Weight	37kg/m ² at 295mm gauge / 36kg/m ² at 305mm gauge
per pallet, including pallet (approx.)	0.76 tonnes
per 1000	2.20 tonnes
Battens required (at max. gauge)	3.28m/m ²
Batten size	
Rafter centres up to 450mm	38 x 25mm
Rafter centres up to 600mm	50 x 25mm
Nail size for tiles*	55 x 2.65mm (S/S)
Pallet quantities	Tiles per pallet 336 / tiles per pack 6 / packs per pallet 56

* (S/S) Stainless Steel Annular ring shanked

Spirtech 400 2S underlay must be used when using these tiles



Vintage Blue

Vintage Red



OLD HOLLOW CLAY PANTILE

CLAY

PRODUCT CODES

TILES	Previous code	Code
Old Hollow Clay Pantile Vintage Red	599180	10001850
Old Hollow Clay Pantile Vintage Blue	599160	10001849
UNDERLAY		
Spirtech 400 2S	920200	10003118
EAVES PRODUCTS		
RedVent Eaves Vent 350-450mm (6m)	918900	10002799
RedVent Eaves Vent 450-600mm (6m)	919000	10002800
Extension Trays 350-450mm (6m)	949800	10002831
Extension Trays 450-600mm (6m)	949900	10002832
Rapid Eaves Vent 2-in-1 Tray	998800	20001276
Rapid Eaves Vent Rafter Roll (6m)	998400	20001275
RedVent 25 Over-Fascia Vent (6m)	959300	20001230
Underlay Support Tray (1.5m)	907600	10003094
Eaves Comb Filler (1m)	996500	10002894
VERGE PRODUCTS		
LH Verge Tile Vintage Red	599280	10001852
LH Verge Tile Vintage Blue	599260	10001851
HIP PRODUCTS		
Hip Iron	925800	20001315
Capped Half Round Ridge/Hip Vintage Red	783580	10002390
Capped Half Round Ridge/Hip Vintage Blue	783560	10002389
Mortar Bedded Fixing Kit	931400	10002814


[Fittings and components continued >](#)



VALLEY PRODUCTS	Previous code	Code
GRP 125 Valley (3m)	959500	20001231
Dry Valley (High Profile) (3m)	957400	20001224
ABUTMENT PRODUCTS		
Wakaflex Rapid Flashing (see pages 172-173)		
Bonding Strip (High Profile) (3m)	957800	20001226
RIDGE PRODUCTS		
Capped Half Round Ridge/Hip	783580	10002390
Mortar Bedded Fixing Kit	931400	10002814
VENTILATION TILES		
4.5k ThruVent Tile Vintage Red	783480	10002388
4.5k ThruVent Vintage Blue	783460	10002387
Flexible Pipe (75 to 100mm)	918800	20001156
FIXING		
Tile Nail (390)	963800	20001408
Eaves Clip	917800	20001151
Eaves Clip Nail (812)	933800	20001177
Tile Clip	963700	10003131
Verge Clip LH	963900	20001409
Verge Clip RH	964000	10003250
Kro-Clip (50)	914200	10003245



Postel Clay Tile



KEY FEATURES AND ADVANTAGES

- Clay single Roman interlocking tile
- Classic tile that maintains the heritage look of a traditional Courtrai-style tile




POSTEL CLAY TILE

CLAY

PRODUCT DETAILS

Size (overall)	315 x 230mm
Minimum pitch	20°
Maximum pitch (subject to fixing specification)	90°
Minimum headlap	70mm
Maximum headlap	80mm
Minimum gauge/batten spacing	235mm
Maximum gauge/batten spacing	245mm
Hanging length (approx)	285mm
Cover (all figures are net and do not allow for wastage)	
Linear cover of 1 tile	200mm
Covering capacity	20.4 tiles/m ²
Weight	41kg/m ²
per pallet, including pallet (approx.)	1.23 tonnes
per 1000	2.00 tonnes
Battens required (at max. gauge)	4.08m/m ²
Batten size	
Rafter centres up to 450mm	38 x 25mm
Rafter centres up to 600mm	50 x 25mm
Nail size for tiles*	45 x 3.35mm (S/S)
Pallet quantities	Tiles per pallet 600 / tiles per pack 8 / packs per pallet 75

* (S/S) Stainless Steel Annular ring shanked



Brindle

PRODUCT CODES

TILES	Previous code	Code
Postel Tile Brindle	598182	10001847
UNDERLAYS		
Spiritech 400 2S	920200	10003118
Divoroll Elite 200 2S	915700	10002797
Divoroll Universal 2S	915600	10002796
EAVES PRODUCTS		
RedVent EavesVent 350-450mm (6m)	918900	10002799
RedVent EavesVent 450-600mm (6m)	919000	10002800
Extension Trays 350-450mm (6m)	949800	10002831
Extension Trays 450-600mm (6m)	949900	10002832
Rapid EavesVent 2-in-1 Tray	998800	20001276
Rapid EavesVent Rafter Roll (6m)	998400	20001275
RedVent 25 Over-Fascia Vent (6m)	959300	20001230
Underlay Support Tray (1.5m)	907600	10003094
VERGE PRODUCTS		
LH Verge Tile Brindle	598282	10001848
HIP PRODUCTS		
Third Round Hip/Ridge Junction	952100	20001212
Uni-Vent Rapid Ridge/Hip (10m)	931300	10002813
Uni-Vent Rapid Hip Support Tray (1.2m)	906900	20001084
Third Round Hip (without nail holes) (Landmark) Brindle	831244	10002583
Third Round Hip (with nail holes) (Landmark) Brindle	831144	10002580
Third Round Block-End Hip (Landmark) Brindle	831744	10002586
Hip Iron 5mm	925800	20001315
Mortar Bedded Fixing Kit	931400	10002814

Fittings and components continued >



VALLEY PRODUCTS	Previous code	Code
GRP 125 Valley (3m)	959500	20001231
Dry Valley (High Profile) (3m)	957400	20001224
ABUTMENT PRODUCTS		
Wakaflex Rapid Flashing (see pages 172-173)		
Bonding Strip (High Profile) (3m)	957800	20001226
RIDGE PRODUCTS		
Uni-Vent Rapid Ridge/Hip (10m)	931300	10002813
Continuous Ridge (5m)	930400	10002810
Half Round Ridge (Landmark) Brindle	830244	10002572
Mortar Bedded Fixing Kit	931400	10002814
VENTILATION TILES		
4.5k ThruVent Tile Brindle	784582	10002393
Flexible Pipe (75 to 100mm)	918800	20001156
FIXING		
Tile Nail (300)	935000	20001178
Kro-Clip (50)	914200	10003245
Stainless Steel Screw	910400	20001087
Head Clip/C-Clip	957800	20001226

Grovebury



KEY FEATURES AND ADVANTAGES

- Traditional double pantile profile blends with a wide range of roofing styles
- Quick to lay, saving time and money during installation
- Wide variety of colours and surface textures

PRODUCT DETAILS

Size (overall)	418 x 332mm	
Minimum pitch and headlap		
Through coloured	15° at 100mm headlap / 17.5° at 75mm headlap	
Granular	22.5° at 100mm headlap / 30° at 75mm headlap	
Maximum pitch (subject to fixing specification and fire resistance requirements above 69°)	90°	
Maximum headlap	125mm	
Minimum gauge/batten spacing	293mm	
Maximum gauge/batten spacing		
Through coloured	15° at 318mm / 15° and over 343mm	
Granular	below 30° at 318mm / 30° and over 343mm	
Hanging length (approx)	397mm	
Cover (all figures are net and do not allow for wastage)		
Linear cover of 1 tile	300mm	
Covering capacity	10.5 tiles/m ² at 318mm gauge / 9.7 tiles/m ² at 343mm gauge	
Weight per pallet, including pallet (approx.) per 1000	50kg/m ² at 318mm gauge / 46kg/m ² at 343mm gauge 1.08 tonnes 4.75 tonnes	
Battens required (at max. gauge)	2.92m/m ²	
Batten size		
Rafter centres up to 450mm	38 x 25mm	
Rafter centres up to 600mm	50 x 25mm	
Fixing clips	Eaves, verge & tile clips	
Nail size for tiles*	70 x 3.75mm (A/A)	
Pallet quantities	Tiles per pallet 216 / tiles per pack 36 / packs per pallet 6	

*(A/A) Aluminium Alloy




GROVEBURY

CONCRETE

PRODUCT CODES

TILES	Previous code	Code
Grovebury Tile Brown	574102	10001810
Grovebury Tile Antique Red	574103	10001811
Grovebury Tile Breckland Brown	574152	10001817
Grovebury Tile Slate Grey	574130	10001812
Grovebury Tile Terracotta	574134	10001814
Grovebury Tile Tudor Brown	574136	10001815
Grovebury Tile Farmhouse Red	574139	10001816
Grovebury Tile Charcoal Grey	574177	10001819
Grovebury Tile Rustic Red	574178	10001820
UNDERLAYS		
Spirtech 400 2S	920200	10003118
Divoroll Elite 200 2S	915700	10002797
Divoroll Universal 2S	915600	10002796
EAVES PRODUCTS		
RedVent EavesVent 350-450mm (6m)	918900	10002799
RedVent EavesVent 450-600mm (6m)	919000	10002800
Extension Trays 350-450mm (6m)	949800	10002831
Extension Trays 450-500mm (6m)	949900	10002832
Rapid EavesVent 2-in-1 Tray	998800	20001276
Rapid EavesVent Rafter Roll (6m)	998400	20001275
RedVent 25 Over-Fascia Vent (6m)	959300	20001230
Underlay Support Tray (1.5m)	907600	10003094
Eaves Comb Filler (1m)	996500	10002894

[Fittings and components continued >](#)



Rustic Red (Coated)

VERGE PRODUCTS	Previous code	Code
Grovebury LH Cloaked Verge Brown	727302	10002119
Grovebury LH Cloaked Verge Antique Red	727303	10002120
Grovebury LH Cloaked Verge Breckland Brown	727352	10002125
Grovebury LH Cloaked Verge Slate Grey	727330	10002121
Grovebury LH Cloaked Verge Terracotta	727334	10002122
Grovebury LH Cloaked Verge Tudor Brown	727336	10002123
Grovebury LH Cloaked Verge Farmhouse Red	727339	10002124
Grovebury LH Cloaked Verge Charcoal Grey	727377	10002126
Grovebury LH Cloaked Verge Rustic Red	727378	10002127
Grovebury RH Cloaked Verge Brown	727402	10002128
Grovebury RH Cloaked Verge Antique Red	727403	10002129
Grovebury RH Cloaked Verge Breckland Brown	727452	10002134
Grovebury RH Cloaked Verge Slate Grey	727430	10002130
Grovebury RH Cloaked Verge Terracotta	727434	10002131
Grovebury RH Cloaked Verge Tudor Brown	727436	10002132
Grovebury RH Cloaked Verge Farmhouse Red	727439	10002133
Grovebury RH Cloaked Verge Charcoal Grey	727477	10002135
Grovebury RH Cloaked Verge Rustic Red	727478	10002136
Grovebury Half Tile Brown	777002	10002343
Grovebury Half Tile Antique Red	777003	10002344
Grovebury Half Tile Breckland Brown	777052	10002349
Grovebury Half Tile Slate Grey	777030	10002345
Grovebury Half Tile Terracotta	777034	10002346
Grovebury Half Tile Tudor Brown	777036	10002347
Grovebury Half Tile Farmhouse Red	777039	10002348
Grovebury Half Tile Charcoal Grey	777077	10002350
Grovebury Half Tile Rustic Red	777078	10002351
DryVerge (Pack of 18 LH & 18 RH) Charcoal Grey	939077	10003123
DryVerge (Pack of 18 LH & 18 RH) Slate Grey	939030	10003217
DryVerge (Pack of 18 LH & 18 RH) Terracotta	939034	10003121
DryVerge (Pack of 18 LH & 18 RH) Brown	939036	10003122
DryVerge (Pack of 18 LH & 18 RH) Red	939078	10003247
DryVerge Gable End Pack Charcoal Grey	988077	10002866
DryVerge Gable End Pack Slate Grey	988030	10002863
DryVerge Gable End Pack Terracotta	988034	10002864
DryVerge Gable End Pack Brown	988036	10002865
DryVerge Gable End Pack Red	988078	10002867
Rapid DryVerge (Pack of 18LH & 18RH) Slate Grey	939130	10002821
Rapid DryVerge (Pack of 18LH & 18RH) Rust	939155	10002822
Rapid DryVerge (Pack of 18LH & 18RH) Charcoal Grey	939177	10002823
Rapid DryVerge Gable End Pack Slate Grey	988130	10002869
Rapid DryVerge Gable End Pack Rust	988155	10002870
Rapid DryVerge Gable End Pack Charcoal Grey	988177	10002871


HIP PRODUCTS	Previous code	Code
Dry Hip (2.7m)	904600	10002741
Continuous Hip (5m)	902800	20001082
Third Round Hip/Ridge Junction	952100	20001212
Uni-Vent Rapid Ridge/Hip (10m)	931300	10002813
Uni-Vent Rapid Hip Support Tray (1.2m)	906900	20001084
Third Round Hip (without nail holes) Brown	812202	10002486
Third Round Hip (without nail holes) Antique Red	812203	10002487
Third Round Hip (without nail holes) Slate Grey	812230	10002491
Third Round Hip (without nail holes) Terracotta	812234	10002492
Third Round Hip (without nail holes) Tudor Brown	812236	10002493
Third Round Hip (without nail holes) Black	812263	10002494
Third Round Hip (without nail holes) Rustic Red	812278	10002495
Third Round Hip (with nail holes) Brown	741102	10002212
Third Round Hip (with nail holes) Antique Red	741103	10002213
Third Round Hip (with nail holes) Slate Grey	741130	10002217
Third Round Hip (with nail holes) Terracotta	741134	10002218
Third Round Hip (with nail holes) Tudor Brown	741136	10002219
Third Round Hip (with nail holes) Black	741163	10002220
Third Round Hip (with nail holes) Rustic Red	741178	10002221
Hip Iron	925800	20001315
Third Round Block End Hip Brown	778402	10002370
Third Round Block End Hip Antique Red	778403	10002371
Third Round Block End Hip Slate Grey	778430	10002375
Third Round Block End Hip Terracotta	778434	10002376
Third Round Block End Hip Tudor Brown	778436	10002377
Third Round Block End Hip Black	778463	10002378
Third Round Block End Hip Rustic Red	778478	10002379
Mortar Bedded Fixing Kit	931400	10002814
VALLEY PRODUCTS		
GRP 125 Valley (3m)	959500	20001231
Dry Valley (High Profile) (3m)	957400	20001224
ABUTMENT PRODUCTS		
Top Edge Abutment Ventilation (3m)	954100	10002834
Wakaflex Rapid Flashing (see pages 172- 173)		
Bonding Strip (High Profile) (3m)	957800	20001226

Fittings and components continued >

RIDGE PRODUCTS	Previous code	Code
DryVent Ridge (2.7m)	909400	10002755
Uni-Vent Rapid Ridge/Hip (10m)	931300	10002813
Continuous Ridge (5m)	930400	10002810
Half Round Ridge Vent Brown	725302	10002089
Half Round Ridge Vent Antique Red	725303	10002090
Half Round Ridge Vent Slate Grey	725330	10002091
Half Round Ridge Vent Terracotta	725334	10002092
Half Round Ridge Vent Tudor Brown	725336	10002093
Half Round Ridge Vent Rustic Red	725378	10002094
Ridge Vent Terminal Adaptor	917500	10002798
Flexible Pipe (100 to 100mm)	917200	10003206
Half Round Gas Flue Ridge Brown	724102	10002081
Half Round Gas Flue Ridge Antique Red	724103	10002082
Half Round Gas Flue Ridge Slate Grey	724130	10002083
Half Round Gas Flue Ridge Terracotta	724134	10002084
Half Round Gas Flue Ridge Tudor Brown	724136	10002085
Gas Flue Extension Adaptor	914300	20001143
Gas Flue Blanking Plates	909800	20001086
Half Round Ridge Brown	810102	10002476
Half Round Ridge Antique Red	810103	10002477
Half Round Ridge Slate Grey	810130	10002481
Half Round Ridge Terracotta	810134	10002482
Half Round Ridge Tudor Brown	810136	10002483
Half Round Ridge Black	810163	10002484
Half Round Ridge Rustic Red	810178	10002485
Half Round Block End Ridge Brown	751902	10002244
Half Round Block End Ridge Antique Red	751903	10002245
Half Round Block End Ridge Slate Grey	751930	10002249
Half Round Block End Ridge Terracotta	751934	10002250
Half Round Block End Ridge Tudor Brown	751936	10002251
Half Round Block End Ridge Black	751963	10002252
Half Round Block End Ridge Rustic Red	751978	10002253
DryVent Monoridge (2.7m)	908000	10002750
Half Round Monoridge	720302	10002070
Half Round Monoridge Antique Red	720303	10002071
Half Round Monoridge Slate Grey	720330	10002075
Half Round Monoridge Terracotta	720334	10002076
Half Round Monoridge Tudor Brown	720336	10002077
Half Round Monoridge Black	720363	10002078

RIDGE PRODUCTS CONTINUED	Previous code	Code
Half Round Monoridge Rustic Red	720378	10002079
Half Round Block End Monoridge LH Brown	726602	10002099
Half Round Block End Monoridge LH Slate Grey	726630	10002100
Half Round Block End Monoridge LH Terracotta	726634	10002101
Half Round Block End Monoridge LH Tudor Brown	726636	10002102
Half Round Block End Monoridge RH Brown	726702	10002103
Half Round Block End Monoridge RH Slate Grey	726730	10002104
Half Round Block End Monoridge RH Terracotta	726734	10002105
Half Round Block End Monoridge RH Tudor Brown	726736	10002106
Half Round Monoridge End Cap LH Rust	976355	20001385
Half Round Monoridge End Cap LH Slate Grey	976330	20001384
Half Round Monoridge End Cap RH Rust	976455	20001387
Half Round Monoridge End Cap RH Slate Grey	976430	20001386
Mortar Bedded Fixing Kit	931400	10002814
Ridge End Cap Half Round Slate Grey	977230	20001251
Ridge End Cap Half Round Rust	977255	20001252
VENTILATION TILES		
Grovebury RedLine Vent Charcoal Grey	911477	20001094
Grovebury RedLine Vent Farmhouse Red	911439	20001092
Grovebury RedLine Vent Breckland Brown	911452	20001093
Grovebury RedLine Vent Rustic Red	911478	20001095
Grovebury RedLine Vent Slate Grey	911430	20001089
Grovebury RedLine Vent Terracotta	911434	20001090
Grovebury RedLine Vent Tudor Brown	911436	20001091
8.8k ThruVent Brown	793102	10002429
8.8k ThruVent Antique Red	793103	10002430
8.8k ThruVent Breckland Brown	793152	10002435
8.8k ThruVent Slate Grey	793130	10002431
8.8k ThruVent Terracotta	793134	10002432
8.8k ThruVent Tudor Brown	793136	10002433
8.8k ThruVent Farmhouse Red	793139	10002434
Flexible Pipe (100 to 100mm)	917200	10003206
Grovebury Rapid Roof Vent Brown	912636	10002780
Grovebury Rapid Roof Vent Terracotta	912634	10002779
Grovebury Rapid Roof Vent Red	912603	10002777
Grovebury Rapid Roof Vent Grey	912630	10002778
Rapid Roof Vent Adaptor	979100	10002861
FIXING		
Tile Clip	924600	20001162
Verge Clip LH	912100	20001392
Verge Clip RH	929800	20001401
Eaves Clip inc Nail	928700	10003246
Tile Clip Nail (680)	933300	20001173
Tile Nail (460)	933600	20001175
Kro-Clip (50)	914200	10003245
Innofix Clip Red (500)	982100	20001259

50 Double Roman



KEY FEATURES AND ADVANTAGES

- Recreates look of classic clay Roman roof
- Eight colours to provide match with every regional roofing style
- Compatible with a wide range of fittings and accessories

PRODUCT DETAILS

Size (overall)	418 x 330mm	
Minimum pitch and headlap		
Through coloured Granular	17.5° at 100mm headlap / 22.5° at 75mm headlap 22.5° at 100mm headlap / 30° at 75mm headlap	
Maximum pitch (subject to fixing specification and fire resistance requirements above 69°)	90°	
Maximum headlap	125mm	
Minimum gauge/batten spacing	293mm	
Maximum gauge/batten spacing		
Through coloured Granular	below 22.5° at 318mm / 22.5° and over 343mm below 30° at 318mm / 30° and over 343mm	
Hanging length (approx)	397mm	
Cover (all figures are net and do not allow for wastage)		
Linear cover of 1 tile	300mm	
Covering capacity	10.5 tiles/m ² at 318mm gauge / 9.7 tiles/m ² at 343mm gauge	
Weight per pallet, including pallet (approx.) per 1000	44kg/m ² at 318mm gauge / 41kg/m ² at 343mm gauge 1.11 tonnes 4.19 tonnes	
Battens required (at max. gauge)	2.92m/m ²	
Batten size		
Rafter centres up to 450mm	38 x 25mm	
Rafter centres up to 600mm	50 x 25mm	
Fixing clips	Eaves, verge & tile clips	
Nail size for tiles*	60 x 3.35mm (A/A)	
Pallet quantities	Tiles per pallet 252 / tiles per pack 42 / packs per pallet 6	

*(A/A) Aluminium Alloy



50 DOUBLE ROMAN

CONCRETE

PRODUCT CODES

TILES	Previous code	Code
50 Double Roman Tile Brown	220102	10001711
50 Double Roman Tile Antique Red	220103	10001712
50 Double Roman Tile Breckland Brown	220152	10001719
50 Double Roman Tile Slate Grey	220130	10001714
50 Double Roman Tile Terracotta	220134	10001716
50 Double Roman Tile Tudor Brown	220136	10001717
50 Double Roman Tile Farmhouse Red	220139	10001718
50 Double Roman Tile Rustic Red	220178	10001721
UNDERLAYS		
Spirtech 400 2S	920200	10003118
Divoroll Elite 200 2S	915700	10002797
Divoroll Universal 2S	915600	10002796
EAVES PRODUCTS		
RedVent EavesVent 350-450mm (6m)	918900	10002799
RedVent EavesVent 450-600mm (6m)	919000	10002800
Extension Trays 350-450mm (6m)	949800	10002831
Extension Trays 450-600mm (6m)	949900	10002832
Rapid EavesVent 2-in-1 Tray	998800	20001276
Rapid EavesVent Rafter Roll (6m)	998400	20001275
RedVent 25 Over-Fascia Vent (5m)	959300	20001230
Underlay Support Tray (1.5m)	907600	10003094
VERGE PRODUCTS		
LH Cloaked Verge Brown	727502	10002137
LH Cloaked Verge Antique Red	727503	10002138
LH Cloaked Verge Breckland Brown	727552	10002143
LH Cloaked Verge Slate Grey	727530	10002139
LH Cloaked Verge Terracotta	727534	10002140
LH Cloaked Verge Tudor Brown	727536	10002141
LH Cloaked Verge Farmhouse Red	727539	10002142
LH Cloaked Verge Rustic Red	727578	10002144
RH Cloaked Verge Brown	727602	10002145
RH Cloaked Verge Antique Red	727603	10002146

Fittings and components continued >

VERGE PRODUCTS CONTINUED	Previous code	Code
RH Cloaked Verge Breckland Brown	727652	10002151
RH Cloaked Verge Slate Grey	727630	10002147
RH Cloaked Verge Terracotta	727634	10002148
RH Cloaked Verge Tudor Brown	727636	10002149
RH Cloaked Verge Farmhouse Red	727639	10002150
RH Cloaked Verge Rustic Red	727678	10002152
50 Double Roman Half Tile Brown	773002	10002328
50 Double Roman Half Tile Antique Red	773003	10002329
50 Double Roman Half Tile Breckland Brown	773052	10002335
50 Double Roman Half Tile Slate Grey	773030	10002331
50 Double Roman Half Tile Terracotta	773034	10002332
50 Double Roman Half Tile Tudor Brown	773036	10002333
50 Double Roman Half Tile Farmhouse Red	773039	10002334
50 Double Roman Half Tile Rustic Red	773078	10002336
DryVerge (Pack of 18 LH & 18 RH) Charcoal Grey	939077	10003123
DryVerge (Pack of 18 LH & 18 RH) Slate Grey	939030	10003217
DryVerge (Pack of 18 LH & 18 RH) Terracotta	939034	10003121
DryVerge (Pack of 18 LH & 18 RH) Brown	939036	10003122
DryVerge (Pack of 18 LH & 18 RH) Red	939078	10003247
DryVerge Gable End Pack Charcoal Grey	988077	10002866
DryVerge Gable End Pack Slate Grey	988030	10002863
DryVerge Gable End Pack Terracotta	988034	10002864
DryVerge Gable End Pack Brown	988036	10002865
DryVerge Gable End Pack Red	988078	10002867
Rapid DryVerge (pack of 18 LH & 18 RH) Slate Grey	939130	10002821
Rapid DryVerge (pack of 18 LH & 18 RH) Rust	939155	10002822
Rapid DryVerge (pack of 18 LH & 18 RH) Charcoal Grey	939177	10002823
Rapid DryVerge Gable End Pack Slate Grey	988130	10002869
Rapid DryVerge Gable End Pack Rust	988155	10002870
Rapid DryVerge Gable End Pack Charcoal Grey	988177	10002871
HIP PRODUCTS		
Dry Hip (2.7m)	904600	10002741
Continuous Hip (5m)	902800	20001082
Third Round Hip/Ridge Junction	952100	20001212
Uni-Vent Rapid Ridge/Hip (10m)	931300	10002813
Uni-Vent Rapid Hip Support Tray (1.2m)	906900	20001084
Third Round Hip (without nail holes) Brown	812202	10002486
Third Round Hip (without nail holes) Antique Red	812203	10002487
Third Round Hip (without nail holes) Hedgerow Brown	812218	10002489
Third Round Hip (without nail holes) Natural Red	812227	10002490
Third Round Hip (without nail holes) Slate Grey	812230	10002491
Third Round Hip (without nail holes) Terracotta	812234	10002492
Third Round Hip (without nail holes) Tudor Brown	812236	10002493


HIP PRODUCTS CONTINUED	Previous code	Code
Third Round Hip (without nail holes) Black	812263	10002494
Third Round Hip (without nail holes) Rustic Red	812278	10002495
Third Round Hip (with nail holes) Brown	741102	10002212
Third Round Hip (with nail holes) Antique Red	741103	10002213
Third Round Hip (with nail holes) Hedgerow Brown	741118	10002215
Third Round Hip (with nail holes) Natural Red	741127	10002216
Third Round Hip (with nail holes) Slate Grey	741130	10002217
Third Round Hip (with nail holes) Terracotta	741134	10002218
Third Round Hip (with nail holes) Tudor Brown	741136	10002219
Third Round Hip (with nail holes) Black	741163	10002220
Third Round Hip (with nail holes) Rustic Red	741178	10002221
Hip Iron	925800	20001315
Third Round Block End Hip Brown	778402	10002370
Third Round Block End Hip Antique Red	778403	10002371
Third Round Be Hip Hedgerow Brown	778418	10002373
Third Round Be Hip Natural Red	778427	10002374
Third Round Block End Hip Slate Grey	778430	10002375
Third Round Block End Hip Terracotta	778434	10002376
Third Round Block End Hip Tudor Brown	778436	10002377
Third Round Block End Hip Black	778463	10002378
Third Round Block End Hip Rustic Red	778478	10002379
Mortar Bedded Fixing Kit	931400	10002814
VALLEY PRODUCTS		
GRP 125 Valley (3m)	959500	20001231
Dry Valley (High Profile) (3m)	957400	20001224
Universal Valley Through Tile Slate Grey	717530	10002069
ABUTMENT PRODUCTS		
Top Edge Abutment Ventilation (3m)	954300	10002836
Wakaflex Rapid Flashing (see pages 172-173)		
Bonding Strip (High Profile) (3m)	957800	20001226
RIDGE PRODUCTS		
DryVent Ridge (2.7m)	909500	10002756
Uni-Vent Rapid Ridge/Hip (10m)	931300	10002813
Continuous Ridge (5m)	930400	10002810
Half Round Ridge Vent Brown	725302	10002089
Half Round Ridge Vent Antique Red	725303	10002090
Half Round Ridge Vent Slate Grey	725330	10002091
Half Round Ridge Vent Terracotta	725334	10002092
Half Round Ridge Vent Tudor Brown	725336	10002093
Half Round Ridge Vent Rustic Red	725378	10002094
Ridge Vent Terminal Adaptor	917500	10002798
Flexible Pipe (100 to 100mm)	917200	10003206
Gas Flue Ridge Terminals	724102	10002081

Fittings and components continued >

RIDGE PRODUCTS CONTINUED	Previous code	Code
Half Round Gas Flue Ridge Antique Red	724103	10002082
Half Round Gas Flue Ridge Slate Grey	724130	10002083
Half Round Gas Flue Ridge Terracotta	724134	10002084
Half Round Gas Flue Ridge Tudor Brown	724136	10002085
Gas Flue Extension Adaptor	914300	20001143
Gas Flue Blanking Plates	909800	20001086
Half Round Ridge Brown	810102	10002476
Half Round Ridge Antique Red	810103	10002477
Half Round Ridge Hedgerow Brown	810118	10002479
Half Round Ridge Natural Red	810127	10002480
Half Round Ridge Slate Grey	810130	10002481
Half Round Ridge Terracotta	810134	10002482
Half Round Ridge Tudor Brown	810136	10002483
Half Round Ridge Black	810163	10002484
Half Round Ridge Rustic Red	810178	10002485
Half Round Block End Ridge Brown	751902	10002244
Half Round Block End Ridge Antique Red	751903	10002245
Half Round Block End Ridge Natural Red	751927	10002248
Half Round Block End Ridge Slate Grey	751930	10002249
Half Round Block End Ridge Terracotta	751934	10002250
Half Round Block End Ridge Tudor Brown	751936	10002251
Half Round Block End Ridge Black	751963	10002252
Half Round Block End Ridge Rustic Red	751978	10002253
DryVent Monoridge (2.7m)	908200	10002752
Half Round Monoridge Brown	720302	10002070
Half Round Monoridge Antique Red	720303	10002071
Half Round Monoridge Hedgerow Brown	720318	10002073
Half Round Monoridge Natural Red	720327	10002074
Half Round Monoridge Slate Grey	720330	10002075
Half Round Monoridge Terracotta	720334	10002076
Half Round Monoridge Tudor Brown	720336	10002077
Half Round Monoridge Black	720363	10002078
Half Round Monoridge Rustic Red	720378	10002079
Half Round Block End Monoridge LH Brown	726602	10002099
Half Round Block End Monoridge LH Slate Grey	726630	10002100
Half Round Block End Monoridge LH Terracotta	726634	10002101
Half Round Block End Monoridge LH Tudor Brown	726636	10002102
Half Round Block End Monoridge RH Brown	726702	10002103
Half Round Block End Monoridge RH Slate Grey	726730	10002104
Half Round Block End Monoridge RH Terracotta	726734	10002105
Half Round Block End Monoridge RH Tudor Brown	726736	10002106
Half Round Monoridge End Cap LH Rust	976355	20001385
Half Round Monoridge End Cap LH Slate Grey	976330	20001384
Half Round Monoridge End Cap RH Rust	976455	20001387
Half Round Monoridge End Cap RH Slate Grey	976430	20001386
Mortar Bedded Fixing Kit	931400	10002814
Ridge End Cap Half Round Slate Grey	977230	20001251
Ridge End Cap Half Round Rust	977255	20001252

VENTILATION TILES	Previous code	Code
50 Double Roman RedLine Vent Farmhouse Red	911739	20001109
50 Double Roman RedLine Vent Breckland Brown	911752	20001110
50 Double Roman RedLine Vent Rustic Red	911778	20001111
50 Double Roman RedLine Vent Slate Grey	911730	20001106
50 Double Roman RedLine Vent Terracotta	911734	20001107
50 Double Roman RedLine Vent Tudor Brown	911736	20001108
50 Double Roman 8.8k ThruVent Brown	793302	10002443
50 Double Roman 8.8k ThruVent Antique Red	793303	10002444
50 Double Roman 8.8k ThruVent Breckland Brown	793352	10002450
50 Double Roman 8.8k ThruVent Slate Grey	793330	10002446
50 Double Roman 8.8k ThruVent Terracotta	793334	10002447
50 Double Roman 8.8k ThruVent Tudor Brown	793336	10002448
50 Double Roman 8.8k ThruVent Farmhouse Red	793339	10002449
Flexible Pipe (100 to 100mm)	917200	10003206
50 Double Roman Rapid Roof Vent Brown	912536	10002776
50 Double Roman Rapid Roof Vent Terracotta	912534	10002775
50 Double Roman Rapid Roof Vent Red	912503	10002773
50 Double Roman Rapid Roof Vent Grey	912530	10002774
Rapid Roof Vent Adaptor	979100	10002861
FIXING		
Tile Clip	928800	20001399
Verge Clip LH	929700	20001169
Verge Clip RH	912100	20001392
Eaves Clip inc Nail	928700	10003246
Tile & Tile Clip Nail (680)	933300	20001173
Kro-Clip (50)	914200	10003245
Innofix Clip Light Blue (500)	982200	20001260

Regent



KEY FEATURES AND ADVANTAGES

- Unique high, bold roll profile
- Our lowest pitch capability tile – ideal for extensions and lean-to roofing

PRODUCT DETAILS

Size (overall)	418 x 332mm	
Minimum pitch and headlap		
Through coloured	12.5°† at 100mm headlap / 17.5° at 75mm headlap	
Granular	22.5° at 100mm headlap / 30° at 75mm headlap	
Maximum pitch (subject to fixing specification)	90°	
Maximum headlap	125mm	
Minimum gauge/batten spacing	293mm	
Maximum gauge/batten spacing		
Through coloured	below 17.5° at 318mm / 17.5° and over 343mm	
Granular	below 30° at 318mm / 30° and over 343mm	
Hanging length (approx)	397mm	
Cover (all figures are net and do not allow for wastage)		
Linear cover of 1 tile	300mm	
Covering capacity	10.5 tiles/m ² at 318mm gauge / 9.7 tiles/m ² at 343mm gauge	
Weight	46kg/m ² at 318mm gauge / 43kg/m ² at 343mm gauge	
per pallet, including pallet (approx.)	1.18 tonnes	
per 1000	4.43 tonnes	
Battens required (at max. gauge)	2.92m/m ²	
Batten size		
Rafter centres up to 450mm	38 x 25mm	
Rafter centres up to 600mm	50 x 25mm	
Fixing clips	Eaves, verge & tile clips	
Nail size for tiles*	75 x 3.35mm (A/A)	
Pallet quantities	Tiles per pallet 252 / tiles per pack 42 / packs per pallet 6	

*(A/A) Aluminium Alloy

† When roof slope includes inclined valleys, minimum pitch is 15 deg. If the roof slope includes roof windows check with the window manufacturer what the minimum pitch specifications are



■ Slate Grey ■ Terracotta ■ Tudor Brown ■ Farmhouse Red



REGENT

CONCRETE


PRODUCT CODES

TILES	Previous code	Code
Regent Tile Slate Grey	340130	10001723
Regent Tile Terracotta	340134	10001724
Regent Tile Tudor Brown	340136	10001725
Regent Tile Farmhouse Red	340139	10001726
UNDERLAYS		
Spirtech 400 2S	920200	10003118
Divoroll Elite 200 2S	915700	10002797
Divoroll Universal 2S	915600	10002796
EAVES PRODUCTS		
RedVent EavesVent 350-450mm (6m)	918900	10002799
RedVent EavesVent 450-600mm (6m)	919000	10002800
Extension Trays 350-450mm (6m)	949800	10002831
Extension Trays 450-600mm (6m)	949900	10002832
Rapid EavesVent 2-in-1 Tray	998800	20001276
Rapid EavesVent Rafter Roll (6m)	998400	20001275
RedVent 25 Over-Fascia Vent (5m)	959300	20001230
Underlay Support Tray (1.5m)	907600	10003094
Eaves Comb Filler (1m)	996500	10002894
VERGE PRODUCTS		
Regent LH Cloaked Verge Slate Grey	727130	10002107
Regent LH Cloaked Verge Terracotta	727134	10002108
Regent LH Cloaked Verge Tudor Brown	727136	10002109
Regent LH Cloaked Verge Farmhouse Red	727139	10002110
Regent RH Cloaked Verge Slate Grey	727230	10002113
Regent RH Cloaked Verge Terracotta	727234	10002114
Regent RH Cloaked Verge Tudor Brown	727236	10002115
Regent RH Cloaked Verge Farmhouse Red	727239	10002116
Regent Half Tile Slate Grey	775030	10002337
Regent Half Tile Terracotta	775034	10002338
Regent Half Tile Tudor Brown	775036	10002339
Regent Half Tile Farmhouse Red	775039	10002340
DryVerge (Pack of 18 LH & 18 RH) Charcoal Grey	939077	10003123
DryVerge (Pack of 18 LH & 18 RH) Slate Grey	939030	10003217
DryVerge (Pack of 18 LH & 18 RH) Terracotta	939034	10003121
DryVerge (Pack of 18 LH & 18 RH) Brown	939036	10003122
DryVerge (Pack of 18 LH & 18 RH) Red	939078	10003247
DryVerge Gable End Pack Slate Grey	988030	10002863
DryVerge Gable End Pack Terracotta	988034	10002864
DryVerge Gable End Pack Brown	988036	10002865
DryVerge Gable End Pack Red	988078	10002867

VERGE PRODUCTS CONTINUED	Previous code	Code
Rapid DryVerge (pack of 18 LH & 18 RH) Slate Grey	939130	10002821
Rapid DryVerge (pack of 18 LH & 18 RH) Rust	939155	10002822
Rapid DryVerge Gable End Pack Slate Grey	988130	10002869
Rapid DryVerge Gable End Pack Rust	988155	10002870
HIP PRODUCTS		
Dry Hip (2.7m)	904600	10002741
Continuous Hip (5m)	902800	20001082
Third Round Hip/Ridge Junction	952100	20001212
Uni-Vent Rapid Ridge/Hip (10m)	931300	10002813
Uni-Vent Rapid Hip Support Tray (1.2m)	906900	20001084
Third Round Hip (without nail holes) Natural Red	812227	10002490
Third Round Hip (without nail holes) Slate Grey	812230	10002491
Third Round Hip (without nail holes) Terracotta	812234	10002492
Third Round Hip (without nail holes) Tudor Brown	812236	10002493
Third Round Hip (without nail holes) Rustic Red	812278	10002495
Third Round Hip (with nail holes) Slate Grey	741130	10002217
Third Round Hip (with nail holes) Terracotta	741134	10002218
Third Round Hip (with nail holes) Tudor Brown	741136	10002219
Third Round Hip (with nail holes) Rustic Red	741178	10002221
Hip Iron	925800	20001315
Third Round Block End Hip Antique Red	778403	10002371
Third Round Block End Hip Natural Red	778427	10002374
Third Round Block End Hip Slate Grey	778430	10002375
Third Round Block End Hip Terracotta	778434	10002376
Third Round Block End Hip Tudor Brown	778436	10002377
Third Round Block End Hip Rustic Red	778478	10002379
Mortar Bedded Fixing Kit	931400	10002814
VALLEY PRODUCTS		
GRP 125 Valley (3m)	959500	20001231
Dry Valley (High Profile) (3m)	957400	20001224
ABUTMENT PRODUCTS		
Top Edge Abutment Ventilation (3m)	954200	10002835
Wakaflex Rapid Flashing (see pages 172-173)		
Bonding Strip (High Profile) (3m)	957800	20001226
RIDGE PRODUCTS		
DryVent Ridge (2.7m)	909600	10002757
Uni-Vent Rapid Ridge/Hip (10m)	931300	10002813
Continuous Ridge (5m)	930400	10002810
Half Round Ridge Vent Slate Grey	725330	10002091
Half Round Ridge Vent Terracotta	725334	10002092
Half Round Ridge Vent Tudor Brown	725336	10002093
Half Round Ridge Vent Rustic Red	725378	10002094
Ridge Vent Terminal Adaptor	917500	10002798
Flexible Pipe (100 to 100mm)	917200	10003206
Gas Flue Ridge Terminals	724102	10002081
Half Round Gas Flue Ridge Slate Grey	724130	10002083
Half Round Gas Flue Ridge Terracotta	724134	10002084
Half Round Gas Flue Ridge Tudor Brown	724136	10002085
Gas Flue Extension Adaptor	914300	20001143
Gas Flue Blanking Plates	909800	20001086
Half Round Ridge Natural Red	810127	10002480

RIDGE PRODUCTS CONTINUED	Previous code	Code
Half Round Ridge Slate Grey	810130	10002481
Half Round Gas Flue Ridge Terracotta	724134	10002084
Half Round Gas Flue Ridge Tudor Brown	724136	10002085
Gas Flue Extension Adaptor	914300	20001143
Gas Flue Blanking Plates	909800	20001086
Half Round Ridge Natural Red	810127	10002480
Half Round Ridge Slate Grey	810130	10002481
Half Round Ridge Terracotta	810134	10002482
Half Round Ridge Tudor Brown	810136	10002483
Half Round Ridge Rustic Red	810178	10002485
Half Round Block End Ridge Natural Red	751927	10002248
Half Round Block End Ridge Slate Grey	751930	10002249
Half Round Block End Ridge Terracotta	751934	10002250
Half Round Block End Ridge Tudor Brown	751936	10002251
Half Round Block End Ridge Rustic Red	751978	10002253
Half Round Monoridge Antique Red	720303	10002071
Half Round Monoridge Natural Red	720327	10002074
Half Round Monoridge Slate Grey	720330	10002075
Half Round Monoridge Terracotta	720334	10002076
Half Round Monoridge Tudor Brown	720336	10002077
Half Round Monoridge Rustic Red	720378	10002079
Half Round Block End Monoridge LH Brown	726602	10002099
Half Round Block End Monoridge LH Slate Grey	726630	10002100
Half Round Block End Monoridge LH Terracotta	726634	10002101
Half Round Block End Monoridge LH Tudor Brown	726636	10002102
Half Round Block End Monoridge RH Brown	726702	10002103
Half Round Block End Monoridge RH Slate Grey	726730	10002104
Half Round Block End Monoridge RH Terracotta	726734	10002105
Half Round Block End Monoridge RH Tudor Brown	726736	10002106
Half Round Monoridge End Cap LH Rust	976355	20001385
Half Round Monoridge End Cap LH Slate Grey	976330	20001384
Half Round Monoridge End Cap RH Rust	976455	20001387
Half Round Monoridge End Cap RH Slate Grey	976430	20001386
Mortar Bedded Fixing Kit	931400	10002814
Ridge End Cap Half Round Slate Grey	977230	20001251
Ridge End Cap Half Round Rust	977255	20001252
VENTILATION TILES		
Regent RedLine Vent Farmhouse Red	911539	20001099
Regent RedLine Vent Slate Grey	911530	20001096
Regent RedLine Vent Terracotta	911534	20001097
Regent RedLine Vent Tudor Brown	911536	20001098
Regent 8.8k ThruVent Slate Grey	793030	10002423
Regent 8.8k ThruVent Terracotta	793034	10002424
Regent 8.8k ThruVent Tudor Brown	793036	10002425
Regent 8.8k ThruVent Farmhouse Red	793039	10002426
Flexible Pipe (100 to 100mm)	917200	10003206
FIXING		
Tile Clip	924600	20001162
Verge Clip LH	912100	20001392
Verge Clip RH	929800	20001401
Eaves Clip Inc Nail	928700	10003246
Tile Clip Nail (680)	933300	20001173
Tile Nail (420)	933700	20001176
Kro-Clip (50)	914200	10003245
Innofix Clip Red (500)	982100	20001259

Renown




KEY FEATURES AND ADVANTAGES

- Six colours to provide a match with every regional roofing style
- Exceptional wind and driving rain performance
- Quicker installation saves time and money

PRODUCT DETAILS

Size (overall)	418 x 330mm	
Minimum pitch and headlap		
Through coloured	17.5° at 100mm headlap / 22.5° at 75mm headlap	
Granular	22.5° at 100mm headlap / 30° at 75mm headlap	
Maximum pitch (subject to fixing specification)	90°	
Maximum headlap	125mm	
Minimum gauge/batten spacing	293mm	
Maximum gauge/batten spacing		
Through coloured	below 22.5° at 318mm / 17.5° and over 343mm	
Granular	below 30° at 318mm / 30° and over 343mm	
Hanging length (approx)	397mm	
Cover (all figures are net and do not allow for wastage)		
Linear cover of 1 tile	300mm	
Covering capacity	10.5 tiles/m ² at 318mm gauge / 9.7 tiles/m ² at 343mm gauge	
Weight per pallet, including pallet (approx.) per 1000	43kg/m ² at 318mm gauge / 40kg/m ² at 343mm gauge 1.05 tonnes 4.14 tonnes	
Battens required (at max. gauge)	2.92m/m ²	
Batten size		
Rafter centres up to 450mm	38 x 25mm	
Rafter centres up to 600mm	50 x 25mm	
Fixing clips	Eaves, verge & tile clips	
Nail size for tiles*	50 x 3.35mm (A/A)	
Pallet quantities	Tiles per pallet 240 / tiles per pack 40 / packs per pallet 6	

*(A/A) Aluminium Alloy



■ Brown (Granular)

■ Slate Grey

■ Terracotta

■ Tudor Brown



■ Farmhouse Red

■ Breckland Brown



RENOWN

CONCRETE

PRODUCT CODES

TILES	Previous code	Code
Renown Tile Brown	150102	10001702
Renown Tile Breckland Brown	150152	10001709
Renown Tile Slate Grey	150130	10001704
Renown Tile Terracotta	150134	10001706
Renown Tile Tudor Brown	150136	10001707
Renown Tile Farmhouse Red	150139	10001708
UNDERLAYS		
Spiritech 400 2S	920200	10003118
Divoroll Elite 200 2S	915700	10002797
Divoroll Universal 2S	915600	10002796
EAVES PRODUCTS		
RedVent EavesVent 350-450mm (6m)	918900	10002799
RedVent EavesVent 450-600mm (6m)	919000	10002800
Extension Trays 350-450mm (6m)	949800	10002831
Extension Trays 450-600mm (6m)	949900	10002832
Rapid EavesVent 2-in-1 Tray	998800	20001276
Rapid EavesVent Rafter Roll (6m)	998400	20001275
RedVent 25 Over-Fascia Vent (6m)	959300	20001230
Underlay Support Tray (1.5m)	907600	10003094

[Fittings and components continued >](#)

VERGE PRODUCTS	Previous code	Code
Renown LH Cloaked Verge Brown	727702	10002153
Renown LH Cloaked Verge Breckland Brown	727752	10002160
Renown LH Cloaked Verge Slate Grey	727730	10002156
Renown LH Cloaked Verge Terracotta	727734	10002157
Renown LH Cloaked Verge Tudor Brown	727736	10002158
Renown LH Cloaked Verge Farmhouse Red	727739	10002159
Renown RH Cloaked Verge Brown	727802	10002161
Renown RH Cloaked Verge Breckland Brown	727852	10002168
Renown RH Cloaked Verge Slate Grey	727830	10002164
Renown RH Cloaked Verge Terracotta	727834	10002165
Renown RH Cloaked Verge Tudor Brown	727836	10002166
Renown RH Cloaked Verge Farmhouse Red	727839	10002167
Renown Half Tile Brown	771002	10002321
Renown Half Tile Breckland Brown	771052	10002327
Renown Half Tile Slate Grey	771030	10002323
Renown Half Tile Terracotta	771034	10002324
Renown Half Tile Tudor Brown	771036	10002325
Renown Half Tile Farmhouse Red	771039	10002326
DryVerge (Pack of 18 LH & 18 RH) Charcoal Grey	939077	10003123
DryVerge (Pack of 18 LH & 18 RH) Slate Grey	939030	10003217
DryVerge (Pack of 18 LH & 18 RH) Terracotta	939034	10003121
DryVerge (Pack of 18 LH & 18 RH) Brown	939036	10003122
DryVerge (Pack of 18 LH & 18 RH) Red	939078	10003247
DryVerge Gable End Pack Slate Grey	988030	10002863
DryVerge Gable End Pack Terracotta	988034	10002864
DryVerge Gable End Pack Brown	988036	10002865
DryVerge Gable End Pack Red	988078	10002867
Rapid DryVerge (Pack of 18 LH & 18 RH) Slate Grey	939130	10002821
Rapid DryVerge (Pack of 18 LH & 18 RH) Rust	939155	10002822
Rapid DryVerge Gable End Pack Slate Grey	988130	10002869
Rapid DryVerge Gable End Pack Rust	988155	10002870




HIP PRODUCTS	Previous code	Code
Dry Hip (2.7m)	904600	10002741
Continuous Hip (5m)	902800	20001082
Third Round Hip/Ridge Junction	952100	20001212
Uni-Vent Rapid Ridge/Hip (10m)	931300	10002813
Uni-Vent Rapid Hip Support Tray (1.2m)	906900	20001084
Third Round Hip (without nail holes) Brown	812202	10002486
Third Round Hip (without nail holes) Hedgerow Brown	812218	10002489
Third Round Hip (without nail holes) Natural Red	812227	10002490
Third Round Hip (without nail holes) Slate Grey	812230	10002491
Third Round Hip (without nail holes) Terracotta	812234	10002492
Third Round Hip (without nail holes) Tudor Brown	812236	10002493
Third Round Hip (without nail holes) Rustic Red	812278	10002495
Third Round Hip (with nail holes) Brown	741102	10002212
Third Round Hip (with nail holes) Hedgerow Brown	741118	10002215
Third Round Hip (with nail holes) Natural Red	741127	10002216
Third Round Hip (with nail holes) Slate Grey	741130	10002217
Third Round Hip (with nail holes) Terracotta	741134	10002218
Third Round Hip (with nail holes) Tudor Brown	741136	10002219
Third Round Hip (with nail holes) Rustic Red	741178	10002221
Hip Iron	925800	20001315
Third Round Block End Hip Brown	778402	10002370
Third Round Block End Hip Hedgerow Brown	778418	10002373
Third Round Block End Hip Natural Red	778427	10002374
Third Round Block End Hip Slate Grey	778430	10002375
Third Round Block End Hip Terracotta	778434	10002376
Third Round Block End Hip Tudor Brown	778436	10002377
Third Round Block End Hip Rustic Red	778478	10002379
Mortar Bedded Fixing Kit	931400	10002814
VALLEY PRODUCTS		
GRP 125 Valley (3m)	959500	20001231
Dry Valley (High Profile) (3m)	957400	20001224
Universal Valley Through Tile Slate Grey	717530	10002069
ABUTMENT PRODUCTS		
Top Edge Abutment Ventilation (3m)	955400	20001219
Wakaflex Rapid Flashing (see pages 172-173)		
Bonding Strip (3m)	957800	20001226

[Fittings and components continued >](#)

RIDGE PRODUCTS	Previous code	Code
DryVent Ridge (2.7m)	909700	10002758
Uni-Vent Rapid Ridge/Hip (10m)	931300	10002813
Continuous Ridge (5m)	930400	10002810
Half Round Ridge Vent Brown	725302	10002089
Half Round Ridge Vent Slate Grey	725330	10002091
Half Round Ridge Vent Terracotta	725334	10002092
Half Round Ridge Vent Tudor Brown	725336	10002093
Half Round Ridge Vent Rustic Red	725378	10002094
Ridge Vent Terminal Adaptor	917500	10002798
Flexible Pipe (100 to 100mm)	917200	10003206
Gas Flue Ridge Terminals Brown	724102	10002081
Gas Flue Ridge Terminals Slate Grey	724130	10002083
Gas Flue Ridge Terminals Terracotta	724134	10002084
Gas Flue Ridge Terminals Tudor Brown	724136	10002085
Gas Flue Extension Adaptor	914300	20001143
Gas Flue Blanking Plates	909800	20001086
Half Round Ridge Brown	810102	10002476
Half Round Ridge Hedgerow Brown	810118	10002479
Half Round Ridge Natural Red	810127	10002480
Half Round Ridge Slate Grey	810130	10002481
Half Round Ridge Terracotta	810134	10002482
Half Round Ridge Tudor Brown	810136	10002483
Half Round Ridge Rustic Red	810178	10002485
Half Round Block End Ridge Brown	751902	10002244
Half Round Block End Ridge Hedgerow Brown	751918	10002247
Half Round Be Ridge Natural Red	751927	10002248
Half Round Block End Ridge Slate Grey	751930	10002249
Half Round Block End Ridge Terracotta	751934	10002250
Half Round Block End Ridge Tudor Brown	751936	10002251
Half Round Block End Ridge Rustic Red	751978	10002253
DryVent Monoridge (2.7m)	908100	10002751
Half Round Monoridge Brown	720302	10002070
Half Round Monoridge Hedgerow Brown	720318	10002073
Half Round Monoridge Natural Red	720327	10002074
Half Round Monoridge Slate Grey	720330	10002075
Half Round Monoridge Terracotta	720334	10002076
Half Round Monoridge Tudor Brown	720336	10002077
Half Round Monoridge Rustic Red	720378	10002079
Half Round Block End Monoridge LH Brown	726602	10002099
Half Round Block End Monoridge LH Slate Grey	726630	10002100
Half Round Block End Monoridge LH Terracotta	726634	10002101
Half Round Block End Monoridge LH Tudor Brown	726636	10002102

RIDGE TILES CONTINUED	Previous code	Code
Half Round Block End Monoridge RH Brown	726702	10002103
Half Round Block End Monoridge RH Slate Grey	726730	10002104
Half Round Block End Monoridge RH Terracotta	726734	10002105
Half Round Block End Monoridge RH Tudor Brown	726736	10002106
Half Round Monoridge End Cap LH Rust	976355	20001385
Half Round Monoridge End Cap LH Slate Grey	976330	20001384
Half Round Monoridge End Cap RH Rust	976455	20001387
Half Round Monoridge End Cap RH Slate Grey	976430	20001386
Mortar Bedded Fixing Kit	931400	10002814
Ridge End Cap Half Round Slate Grey	977230	20001251
Ridge End Cap Half Round Rust	977255	20001252
VENTILATION TILES		
RedLine Vent Tile Farmhouse Red	911639	20001104
RedLine Vent Breckland Brown	911652	20001105
RedLine Vent Slate Grey	911630	20001101
RedLine Vent Terracotta	911634	20001102
RedLine Vent Tudor Brown	911636	20001103
8.8k ThruVent Tile Brown	793202	10002436
8.8k ThruVent Breckland Brown	793252	10002442
8.8k ThruVent Slate Grey	793230	10002438
8.8k ThruVent Terracotta	793234	10002439
8.8k ThruVent Tudor Brown	793236	10002440
8.8k ThruVent Farmhouse Red	793239	10002441
Flexible Pipe (100 to 100mm)	917200	10003206
Rapid Roof Vent Brown	912736	10002783
Rapid Roof Vent Grey	912730	10002781
Rapid Roof Vent Terracotta	912734	10002782
Rapid Roof Vent Adaptor	979100	10002861
FIXING		
Tile Clip	918500	20001394
Verge Clip	929700	20001169
Eaves Clip	918600	20001155
Tile & Eaves Clip Nail (812)	933800	20001177
Tile Nail (680)	933300	20001173
Kro-Clip (50)	914200	10003245
Innofix Clip Light Orange (500)	982300	20001261

Redland 49



KEY FEATURES AND ADVANTAGES

- Unique camber adds both strength and aesthetic appeal
- Smaller format for lighter unit weight and easier handling
- A hallmark tile for London and the South-East



REDLAND 49

CONCRETE

PRODUCT DETAILS

Size (overall)	382 x 226mm	
Minimum pitch and headlap		
Through coloured Granular	17.5° at 100mm headlap / 25° at 75mm headlap 22.5° at 100mm headlap / 30° at 75mm headlap	
Maximum pitch (subject to fixing specification and fire resistance requirements above 69°)	90°	
Maximum headlap	125mm	
Minimum gauge/batten spacing	257mm	
Maximum gauge/batten spacing		
Through coloured Granular	below 25° at 282mm / 25° and over 307mm below 30° at 282mm / 30° and over 307mm	
Hanging length (approx)	360mm	
Cover (all figures are net and do not allow for wastage)		
Linear cover of 1 tile	200mm	
Covering capacity	17.7 tiles/m ² at 282mm gauge / 16.3 tiles/m ² at 307mm gauge	
Weight per pallet, including pallet (approx.) per 1000	51kg/m ² at 282mm gauge / 47kg/m ² at 307mm gauge 1.01 tonnes 2.86 tonnes	
Battens required (at max. gauge)	3.26m/m ²	
Batten size		
Rafter centres up to 450mm	38 x 25mm	
Rafter centres up to 600mm	50 x 25mm	
Fixing clips	Eaves, verge & tile clips	
Nail size for tiles*	50 x 3.35mm (A/A)	
Pallet quantities	Tiles per pallet 336 / tiles per pack 42 / packs per pallet 8	

*(A/A) Aluminium Alloy




PRODUCT CODES

TILES	Previous code	Code
Redland 49 Brown (Granular)	110102	10001691
Redland 49 Antique Red (Granular)	110103	10001692
Redland 49 Slate Grey	110130	10001693
Redland 49 Terracotta	110134	10001695
Redland 49 Tudor Brown	110136	10001696
Redland 49 Farmhouse Red	110139	10001697
Redland 49 Breckland Brown	110152	10001698
Redland 49 Rustic Red (coated)	110178	10001700
UNDERLAYS		
Spirtech 400 2S	920200	10003118
Divoroll Elite 200 2S	915700	10002797
Divoroll Universal 2S	915600	10002796
EAVES PRODUCTS		
RedVent EavesVent 350-450mm (6m)	918900	10002799
RedVent EavesVent 450-600mm (6m)	919000	10002800
Extension Trays 350-450mm (6m)	949800	10002831
Extension Trays 450-600mm (6m)	949900	10002832
Rapid EavesVent 2-in-1 Tray	998800	20001276
Rapid EavesVent Rafter Roll (6m)	998400	20001275
RedVent 25 Over-Fascia Vent (6)	959300	20001230
Underlay Support Tray (1.5m)	907600	10003094
VERGE PRODUCTS		
Dryverge (Pack of 18 LH & 18 RH) Charcoal Grey	939077	10003123
Dryverge (Pack of 18 LH & 18 RH) Slate Grey	939030	10003217
Dryverge (Pack of 18 LH & 18 RH) Terracotta	939034	10003121
Dryverge (Pack of 18 LH & 18 RH) Brown	939036	10003122
DryVerge (Pack of 18 LH & 18 RH) Red	939078	10003247
DryVerge Gable End Pack Slate Grey	988030	10002863
DryVerge Gable End Pack Terracotta	988034	10002864
DryVerge Gable End Pack Brown	988036	10002865
DryVerge Gable End Pack Red	988078	10002867
Rapid DryVerge (Pack of 18 LH & 18 RH) Slate Grey	939130	10002821
Rapid DryVerge (Pack of 18 LH & 18 RH) Rust	939155	10002822
Rapid DryVerge Gable End Pack Slate Grey	988130	10002869
Rapid DryVerge Gable End Pack Rust	988155	10002870

HIP PRODUCTS	Previous code	Code
Continuous Hip (5m)	950200	20001204
Third Round Hip/Ridge Junction	952100	20001212
Uni-Vent Rapid Ridge/Hip (10m)	931300	10002813
Uni-Vent Rapid Hip Support Tray (1.2m)	906900	20001084
Third Round Hip (without nail holes) Brown	812202	10002486
Third Round Hip (without nail holes) Antique Red	812203	10002487
Third Round Hip (without nail holes) Slate Grey	812230	10002491
Third Round Hip (with nail holes) Brown	741102	10002212
Third Round Hip (with nail holes) Antique Red	741103	10002213
Third Round Hip (with nail holes) Slate Grey	741130	10002217
Hip Iron	925800	20001315
Third Round Block-End Hip Brown	778402	10002370
Third Round Block-End Hip Slate Grey	778430	10002375
Third Round Block-End Hip Tudor Brown	778436	10002377
Mortar Bedded Fixing Kit	931400	10002814
Third Round Block End Hip Rustic Red	778478	10002379
Mortar Bedded Fixing Kit	931400	10002814
VALLEY PRODUCTS		
GRP 125 Valley (3m)	959500	20001231
Dry Valley (High Profile) (3m)	957400	20001224
Universal Valley Through Tile Slate Grey	717530	10002069
ABUTMENT PRODUCTS		
Wakaflex Rapid Flashing (see pages 172-173)		
Bonding Strip (High Profile) (3m)	957800	20001226
RIDGE PRODUCTS		
Uni-Vent Rapid Ridge/Hip (10m)	931300	10002813
Continuous Ridge (5m)	930400	10002810
Ridge Vent Terminal Brown	725302	10002089
Ridge Vent Terminal Antique Red	725303	10002090
Ridge Vent Terminal Slate Grey	725330	10002091
Ridge Vent Terminal Tudor Brown	725336	10002093
Ridge Vent Terminal Rustic Red	725378	10002094
Ridge Vent Terminal Adaptor	917500	10002798
Flexible Pipe (100 to 100mm)	917200	10003206
Gas Flue Ridge Terminals Brown	724102	10002081
Gas Flue Ridge Terminals Antique Red	724103	10002082
Gas Flue Ridge Terminals Slate Grey	724130	10002083
Gas Flue Ridge Terminals Terracotta	724134	10002084
Gas Flue Ridge Terminals Tudor Brown	724136	10002085
Gas Flue Extension Adaptor	914300	20001143
Half Round Ridge Brown	810102	10002476
Half Round Ridge Antique Red	810103	10002477
Half Round Ridge Hedgerow Brown	810118	10002479

RIDGE PRODUCTS CONTINUED	Previous code	Code
Half Round Ridge Natural Red	810127	10002480
Half Round Ridge Slate Grey	810130	10002481
Half Round Ridge Tudor Brown	810136	10002483
Half Round Ridge Rustic Red	810178	10002485
Half Round Ridge Block-End Brown	751902	10002244
Half Round Ridge Block-End Antique Red	751903	10002245
Half Round Ridge Block-End Slate Grey	751930	10002249
Half Round Ridge Block-End Tudor Brown	751936	10002251
Half Round Ridge Block-End Rustic Red	751978	10002253
Half Round Monoridge Brown	720302	10002070
Half Round Monoridge Antique Red	720303	10002071
Half Round Monoridge Slate Grey	720330	10002075
Half Round Block-End Monoridge LH Brown	726602	10002099
Half Round Block-End Monoridge LH Slate Grey	726630	10002100
Half Round Block-End Monoridge LH Tudor Brown	726636	10002102
Half Round Block-End Monoridge RH Brown	726702	10002103
Half Round Block-End Monoridge RH Slate Grey	726730	10002104
Half Round Block-End Monoridge RH Tudor Brown	726736	10002106
Mortar Bedded Fixing Kit	931400	10002814
Ridge End Cap Half Round Slate Grey	977230	20001251
Ridge End Cap Half Round Rust	977255	20001252
VENTILATION TILES		
4.5k ThruVent Tile Brown	733402	10002181
4.5k ThruVent Tile Antique Red	733403	10002182
4.5k ThruVent Tile Breckland Brown	733452	10002187
4.5k ThruVent Tile Slate Grey	733430	10002183
4.5k ThruVent Tile Tudor Brown	733436	10002185
4.5k ThruVent Tile Farmhouse Red	733439	10002186
4.5k ThruVent Tile Rustic Red	733478	10002188
Rapid Roof Vent Flexible Pipe	917200	10003206
Rapid Roof Vent Brown	912936	10002792
Rapid Roof Vent Terracotta	912934	10002791
Rapid Roof Vent Red	912903	10002790
Rapid Roof Vent Adaptor	979100	10002861
FIXING		
Tile Clip	918500	20001394
Verge Clip	929700	20001169
Eaves Clip (100)	918400	20001153
Tile & Eaves Clip Nail(812)	933800	20001177
Tile Clip Nail (680)	933300	20001173
Kro-Clip (50)	914200	10003245
Innofix Clip Light Orange (500)	982300	20001261
Innofix Clip Red (500)	982100	20001259

Fenland Pantile



KEY FEATURES AND ADVANTAGES

- Gentle curve for soft yet distinctive single pantile effect
- Economical concrete alternative to clay
- Recessed front for a slim leading-edge appearance

PRODUCT DETAILS

Size (overall)	381 x 227mm	
Minimum pitch and headlap		
Smooth	17.5° at 100mm headlap / 22.5° at 75mm headlap	
Sanded	17.5° at 100mm headlap / 25° at 75mm headlap	
Maximum pitch (subject to fixing specification and fire resistance requirements above 69°)	90°	
Maximum headlap	125mm	
Minimum gauge/batten spacing	256mm	
Maximum gauge/batten spacing		
Smooth	below 22.5° at 281mm / 22.5° and over 306mm	
Sanded	below 25° at 281mm / 25° and over 306mm	
Hanging length (approx)	362mm	
Cover (all figures are net and do not allow for wastage)		
Linear cover of 1 tile	200mm	
Covering capacity	17.8 tiles/m ² at 281mm gauge / 16.3 tiles/m ² at 306mm gauge	
Weight per pallet, including pallet (approx.) per 1000	45kg/m ² at 281mm gauge / 42kg/m ² at 306mm gauge 0.91 tonnes 2.55 tonnes	
Battens required (at max. gauge)	3.27m/m ²	
Batten size		
Rafter centres up to 450mm	38 x 25mm	
Rafter centres up to 600mm	50 x 25mm	
Fixing clips	Eaves, verge & tile clips	
Nail size for tiles*	45 x 3mm (A/A)	
Pallet quantities	Tiles per pallet 336 / tiles per pack 42 / packs per pallet 8	

*(A/A) Aluminium Alloy



Black (Coated) Terracotta Tudor Brown Farmhouse Red



Breckland Brown



FENLAND PANTILE

CONCRETE

PRODUCT CODES


TILES	Previous code	Code
Fenland Pantile Breckland Brown	512152	10001804
Fenland Pantile Terracotta	512134	10001801
Fenland Pantile Tudor Brown	512136	10001802
Fenland Pantile Farmhouse Red	512139	10001803
Fenland Pantile Black	512163	10001805
UNDERLAYS		
Spiritech 400 2S	920200	10003118
Divoroll Elite 200 2S	915700	10002797
Divoroll Universal 2S	915600	10002796
EAVES PRODUCTS		
RedVent Eaves Vent 350-450mm (6m)	918900	10002799
RedVent Eaves Vent 450-600mm (6m)	919000	10002800
Extension Trays 350-450mm (6m)	949800	10002831
Extension Trays 450-600mm (6m)	949900	10002832
Rapid Eaves Vent 2-in-1 Tray	998800	20001276
Rapid Eaves Vent Rafter Roll (6m)	998400	20001275
RedVent 25 Over-Fascia Vent (6m)	959300	20001230
Underlay Support Tray (1.5m)	907600	10003094
Eaves Comb Filler (1m)	996500	10002894
VERGE PRODUCTS		
DryVerge (Pack of 18 LH & 18 RH) Charcoal Grey	20001184	10003123
DryVerge (Pack of 18 LH & 18 RH) Slate Grey	20001181	10003217
DryVerge (Pack of 18 LH & 18 RH) Terracotta	20001182	10003121
DryVerge (Pack of 18 LH & 18 RH) Brown	20001183	10003122
DryVerge (Pack of 18 LH & 18 RH) Red	939078	10003247
DryVerge Gable End Pack Charcoal Grey	988077	10002866
DryVerge Gable End Pack Terracotta	988034	10002864
DryVerge Gable End Pack Brown	988036	10002865
DryVerge Gable End Pack Red	988078	10002867
Rapid DryVerge (Pack of 18 LH & 18 RH) Rust	939155	10002822
Rapid DryVerge (Pack of 18 LH & 18 RH) Charcoal Grey	939177	10002823
Rapid DryVerge Gable End Pack Rust	988155	10002870
Rapid DryVerge Gable End Pack Charcoal Grey	988177	10002871

HIP PRODUCTS	Previous code	Code
Continuous Hip (5m)	950200	20001204
Third Round Hip/Ridge Junction	952100	20001212
Uni-Vent Rapid Ridge/Hip (10m)	931300	10002813
Uni-Vent Rapid Hip Support Tray (1.2m)	906900	20001084
Third Round Hip (without nail holes) Brown	812202	10002486
Third Round Hip (without nail holes) Terracotta	812234	10002492
Third Round Hip (without nail holes) Tudor Brown	812236	10002493
Third Round Hip (without nail holes) Black	812263	10002494
Third Round Hip (without nail holes) Rustic Red	812278	10002495
Third Round Hip (with nail holes) Brown	741102	10002212
Third Round Hip (with nail holes) Tudor Brown	741136	10002219
Third Round Hip (with nail holes) Black	741163	10002220
Third Round Hip (with nail holes) Rustic Red	741178	10002221
Hip Iron	925800	20001315
Third Round Block End Hip Brown	778402	10002370
Third Round Block End Hip Terracotta	778434	10002376
Third Round Block End Hip Tudor Brown	778436	10002377
Third Round Block End Hip Black	778463	10002378
Third Round Block End Hip Rustic Red	778478	10002379
Mortar Bedded Fixing Kit	931400	10002814
VALLEY PRODUCTS		
GRP 125 Valley (3m)	959500	20001231
Dry Valley (High Profile) (3m)	957400	20001224
ABUTMENT PRODUCTS		
Wakaflex Rapid Flashing (see pages 172-173)		
Bonding Strip (High Profile) (3m)	957800	20001226
RIDGE PRODUCTS		
Uni-Vent Rapid Ridge/Hip (10m)	931300	10002813
Continuous Ridge (5m)	930400	10002810
Half Round Ridge Vent Brown	725302	10002089
Half Round Ridge Vent Terracotta	725334	10002092
Half Round Ridge Vent Tudor Brown	725336	10002093
Half Round Ridge Vent Rustic Red	725378	10002094
Ridge Vent Terminal Adaptor	917500	10002798
Flexible Pipe (100 to 100mm)	917200	10003206
Gas Flue Ridge Terminals Brown	724102	10002081
Gas Flue Ridge Terminals Terracotta	724134	10002084
Gas Flue Ridge Terminals Tudor Brown	724136	10002085
Gas Flue Extension Adaptor	914300	20001143

RIDGE PRODUCTS CONTINUED	Previous code	Code
Half Round Ridge Brown	810102	10002476
Half Round Ridge Terracotta	810134	10002482
Half Round Ridge Tudor Brown	810136	10002483
Half Round Ridge Black	810163	10002484
Half Round Ridge Rustic Red	810178	10002485
Half Round Block End Ridge Brown	751902	10002244
Half Round Block End Ridge Terracotta	751934	10002250
Half Round Block End Ridge Tudor Brown	751936	10002251
Half Round Block End Ridge Black	751963	10002252
Half Round Block End Ridge Rustic Red	751978	10002253
Half Round Monoridge Brown	720302	10002070
Half Round Monoridge Terracotta	720334	10002076
Half Round Monoridge Tudor Brown	720336	10002077
Half Round Monoridge Black	720363	10002078
Half Round Monoridge Rustic Red	720378	10002079
Half Round Block End Monoridge LH Brown	726602	10002099
Half Round Block End Monoridge LH Terracotta	726634	10002101
Half Round Block End Monoridge LH Tudor Brown	726636	10002102
Half Round Block End Monoridge RH Brown	726702	10002103
Half Round Block End Monoridge RH Terracotta	726734	10002105
Half Round Block End Monoridge RH Tudor Brown	726736	10002106
Half Round Monoridge End Cap LH Rust	976355	20001385
Half Round Monoridge End Cap LH Slate Grey	976330	20001384
Half Round Monoridge End Cap RH Rust	976455	20001387
Half Round Monoridge End Cap RH Slate Grey	976430	20001386
Mortar Bedded Fixing Kit	931400	10002814
Ridge End Cap Half Round Slate Grey	977230	20001251
Ridge End Cap Half Round Rust	977255	20001252
4.5k ThruVent Tile Breckland Brown	732852	10002179
4.5k ThruVent Terracotta	732834	10002176
4.5k ThruVent Tudor Brown	732836	10002177
4.5k ThruVent Farmhouse Red	732839	10002178
4.5k ThruVent Black	732863	10002180
Flexible Pipe (100 to 100mm)	918800	20001156
FIXING		
Tile Clip	917700	20001150
Verge Clip LH	914800	20001393
Verge Clip RH	914900	20001148
Eaves Clip	917800	20001151
Tile Clip Nail (680)	933300	20001173
Eaves Clip Nail (812)	933800	20001177
Tile Nail (1060)	933400	20001174
Kro-Clip (50)	914200	10003245
Innofix Clip Red (500)	982100	20001259

Roofing System Accessories

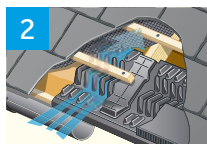
From underlays to ridge systems, we have a comprehensive range of roof products. All elements of our roofs are carefully designed, tested and manufactured to give value, visual appeal and long-lasting weathertight performance.



1

Underlay

Spiritech 400 2S & Underlay Support Tray	112-113
Divoroll Elite 200 2S	114-115
Divoroll Universal 2S	116-117



2

Eaves Systems


RedVent EavesVent	118-119
RedVent 25 Over-Fascia Vent	120-121
Rapid Eaves Vent System	122-123



3

Verge Systems


Cloaked Verge	124-127
DryVerge and Rapid DryVerge Systems	128-131



4

Hip Systems


Dry Hip System	132-133
Continuous Hip System	134-135
Cambrian Mitred Hip System	136-137



5

Ridge Systems

DryVent Ridge System	138-139
Continuous Ridge System	140-141
Uni-Vent Rapid Ridge/Hip	142-143
Ridge Vent Terminal	144-145
Gas Flue Ridge Terminal	146-147
DryVent Monoridge System	148-149



6

Valley Systems


125 and Cambrian GRP Valley	150-151
Dry Valley	152-153



7

Abutment Systems

Bonding Strip	154-155
Side Abutment GRP Secret Gutter	156-157
Top Edge Abutment Ventilation System	158-159



8

Ventilation Products

RedLine Vent Tile	160-163
ThruVent Tile	164-167
Rapid Roof Vent Tile	168-171



9

Accessories

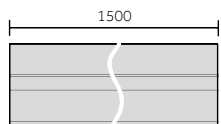
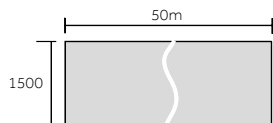
Wakaflex Rapid Flashing	172-173
Mortar Bedded Fixing Kit	174
Kro-Clip	175
Innofix Clip	176-177
Hip End Cap	178
Ridge End Cap	179

Spirtech 400 2S & Underlay Support Tray

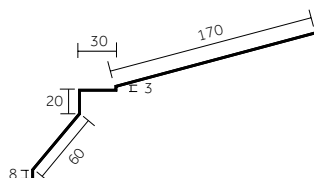
A heavy-duty, vapour permeable underlay with a unique glue strip system that provides a weathertight horizontal lap and passes the BS 5534 wind uplift requirements for use anywhere in the UK without the need for a batten to secure the horizontal lap.

FEATURES

- Strong, durable heavy-duty underlay system with grid reinforcement
- Superior abrasion and tear resistance
- Unique 2-strip gluing system for horizontal laps makes joints easy to bond and eliminates need for battens over the horizontal laps
- Glue strips suitable for both high and low external temperatures
- Provides windtight system for warm and hybrid roofs, improving energy efficiency, as well as for traditional cold roofs
- Can be used without eaves ventilation when used in conjunction with a well-sealed ceiling and ridge or other high level ventilation
- Underlay Support Tray replaces the need for a timber tilting fillet and additional length of UV-resistant underlay
- Complies with BS 5534 wind uplift resistance requirements for underlays everywhere in the UK for all batten gauges up to 345mm



Underlay Support Tray




COMPATIBILITY

- Spirtech 400 2S can be used with the complete BMI Redland range of tiles
- Eaves Clips and Eaves Comb can be easily fixed through the Underlay Support Tray
- Suitable for use with all pitched roofs

PERFORMANCE

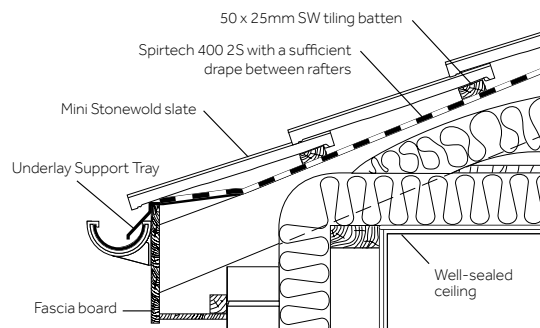
- Outstanding protection against falling objects
- Best in class watertightness after abrasion
- Suitable for use in all zones throughout the country in accordance with BS 5534
- Awarded British Board of Agrément Certification, certificate number 05/4283



SPIRTECH 400 2S AND
UNDERLAY SUPPORT TRAY

1

SPIRTECH 400 2S ON EAVES (MINI STONEWOLD)



COMPONENTS Sold individually

Spirtech 400 2S

Roll Size	1.5 x 50m
Roll Area	75m ²
Weight	240g/m ²
Material	Dark grey, 4-layer, spun bond polypropylene

Underlay Support Tray


Tray Length	1.5m
Material	Recycled PVC
Pack Quantity	25

PRODUCT CODES

	Previous code	Code
Spirtech 400 2S	920200	10003118
Underlay Support Tray	907600	10003094

Divoroll Elite 200 2S & Underlay Support Tray

A vapour permeable underlay with integral glue strips, independently tested by the BRE for use in all of the UK wind uplift zones in accordance with BS 5534.



DIVOROLL ELITE 200 2S
& UNDERLAY SUPPORT TRAY

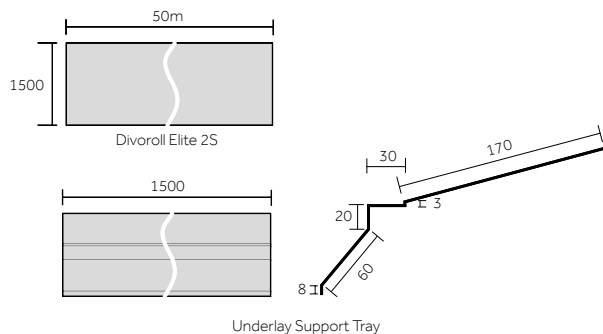
1

FEATURES

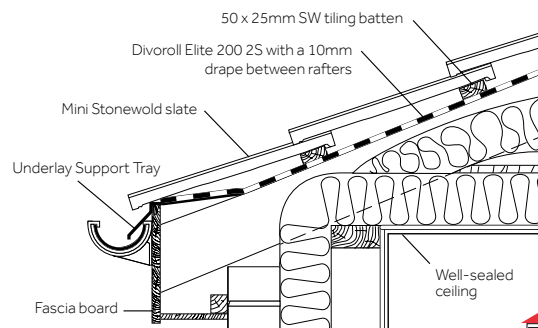
- Strong and durable membrane with a reinforced grid.
- Provides a wind tight system for warm and hybrid roofs for energy efficiency
- Unique glue strips means no requirement for overlap batten
- Can be used without eaves ventilation when used in conjunction a well sealed ceiling and ridge or other high level ventilation
- Underlay support tray required at eaves
- Suitable for all wind zones in accordance with BS 5534
- BBA Certificate 20/5734
- No overlap batten required
- Cost saving

PERFORMANCE

- Outstanding protection against falling objects
- Best in class watertightness after abrasion
- Suitable for use in all wind zones throughout the country in accordance with BS 5534
- Not suitable for use with Old Hollow Clay Pantiles (Spirtech 400 2S underlay must be used when using these tiles)



DIVOROLL ELITE 200 2S ON EAVES (MINI STONEWOLD)



COMPONENTS Sold individually

Divoroll Elite 200 2S

Roll Size	1.5 x 50m
Roll Area	75m ²
Weight	195g/m ²
Material	4-layer, spun bond polypropylene

Underlay Support Tray

Tray Length	1.5m
Material	Recycled PVC
Pack Quantity	25

PRODUCT CODES

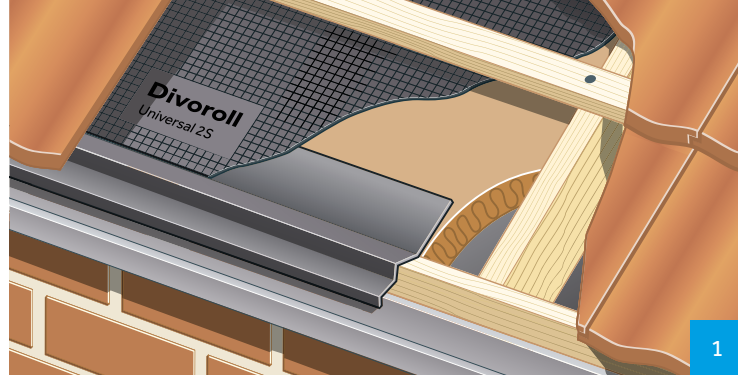
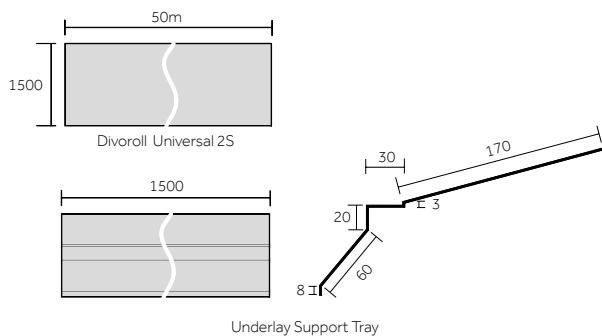
	Previous code	Code
Divoroll Elite 200 2S	915700	10002797
Underlay Support Tray	907600	10003094

Divoroll Universal 2S & Underlay Support Tray

A vapour permeable underlay with integral glue strips, independently tested by the BRE for use in all of the UK wind uplift zones in accordance with BS 5534.

FEATURES

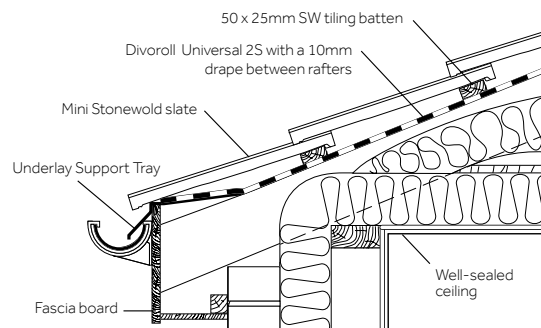
- Strong and durable membrane with a reinforced grid.
- Provides a wind tight system for warm and hybrid roofs for energy efficiency
- Unique glue strips means no requirement for overlap batten
- Can be used without eaves ventilation when used in conjunction with a well sealed ceiling and ridge or other high level ventilation
- Underlay support tray required at eaves
- Suitable for all wind zones throughout the country in accordance with BS 5534
- BBA Certificate 20/5734
- No overlap batten required
- Cost saving
- Not suitable for use with Old Hollow Clay Pantiles (Spirtech 400 2S underlay must be used when using these tiles)



1

DIVOROLL UNIVERSAL 2S & UNDERLAY SUPPORT TRAY

DIVOROLL UNIVERSAL 2S ON EAVES (MINI STONEWOLD)



COMPONENTS Sold individually

Divoroll Universal 2S

Roll Size	1.5 x 50m
Roll Area	75m ²
Weight	150g/m ²
Material	4-layer, spun bond polypropylene

Underlay Support Tray

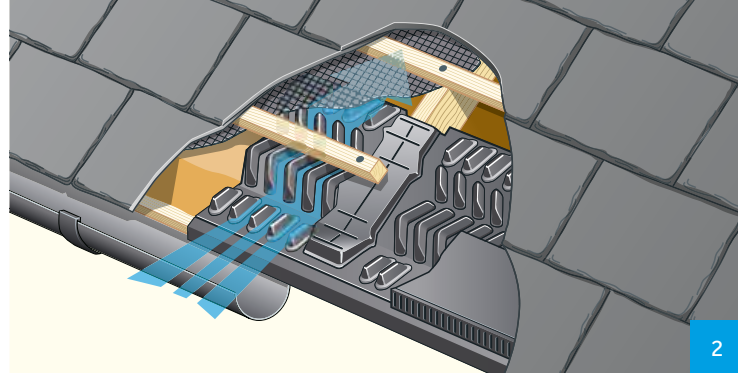
Tray Length	1.5m
Material	Recycled PVC
Pack Quantity	25

PRODUCT CODES

	Previous code	Code
Divoroll Universal 2S	915600	10002796
Underlay Support Tray	907600	10003094

RedVent EavesVent

Provides continuous over-fascia eaves ventilation. For use when insulation is laid between and/or on top of the horizontal ceiling joists.



FEATURES

- Ventilates to comply with BS 5250, therefore reducing the risk of harmful condensation in the roof
- Suitable for rafter spacing between 350-600mm centres (subject to pack used)
- Removes the need for unsightly grilles in the soffit board which over time could become clogged
- Eliminates the need for a tilting fillet and reduces the required height of the fascia board
- Can be installed with or without a soffit board
- 350-450mm pack is sufficient to cover 6 metres of eaves at 450mm rafter centres and 4.9 metres at 350mm centres
- 450-600mm pack is sufficient to cover 6 metres of eaves at 600mm rafter centres and 4.5 metres at 450mm centres

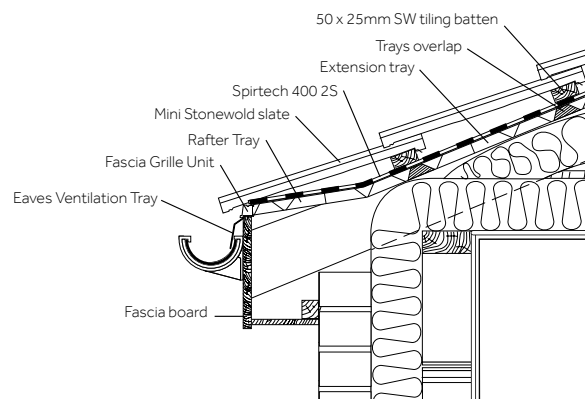
COMPATIBILITY

- Suitable for use with most pitched roofing materials
- Compatible with all of the BMI Redland range of Eaves Clips
- Where Eaves Clips or Eaves Comb are required for use with a particular tile profile, it is acceptable to fix them through the Fascia Grille of the RedVent EavesVent

PERFORMANCE

- Minimum pitch will depend on the minimum pitch of the roof covering
- Height of fascia and maximum pitch varies with tile used. Please contact Technical Services on +44 (0) 330 123 4585
- The effective ventilation area per metre run of eaves is 14,600mm²
- Mechanically fix all tiles at the eaves
- Fit to straight and level softwood fascia

REDVENT EAVESVENT (MINI STONEWOLD)



COMPONENTS

Each RedVent EavesVent pack contains:

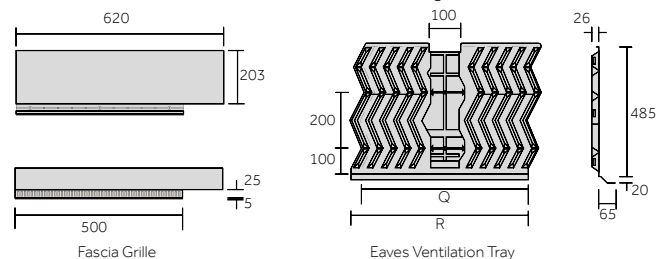
- 12 fascia grilles with attached apron (PVC – black)
- 10 Eaves Ventilation Trays in the 450-600mm pack
- 14 Eaves Ventilation Trays in the 350-450mm pack (PVC – black)

Each Extension Tray pack contains:

- 10 trays in the 450-600mm pack
- 14 trays in the 350-450mm pack

PRODUCT CODES

	Previous code	Code
Eaves Vent 450-600mm	919000	10002800
Extension Tray 450-600mm	949900	10002832
Eaves Vent 350-450mm	918900	10002799
Extension Tray 350-450mm	949800	10002831




PRODUCT MEASUREMENTS (MM)

	Q	R
Eaves Vent 450-600mm	600	634
Eaves Vent 350-450mm	450	484

RedVent 25 Over-Fascia Vent

Provides unobtrusive continuous ventilation at the eaves for use where the insulation is installed either between or above the rafters.



FEATURES

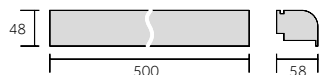
- Ventilates to comply with BS 5250, therefore reducing the risk of harmful condensation in the roof
- Used for any combination of rafter spacing
- Can be installed with or without a soffit board
- Eaves closure is achieved for Regent, Grovebury, Fenland Pantile, Hollander Clay Pantile and Old Hollow Clay Pantile by using Eaves Comb

COMPATIBILITY

- Suitable for use with most pitched roofing materials
- Where Eaves Clips, Eaves Comb or Underlay Support Trays are required, a 25 x 25mm softwood clip batten should be secured through the RedVent 25 Over-Fascia Vent into the fascia board with 100 x 4mm galvanized nails
- Suitable for uPVC fascias with additional timber fillet behind the fascia board
- Height of fascia may need to be adjusted prior to installation. Please contact Technical Services on +44 (0) 330 123 4585

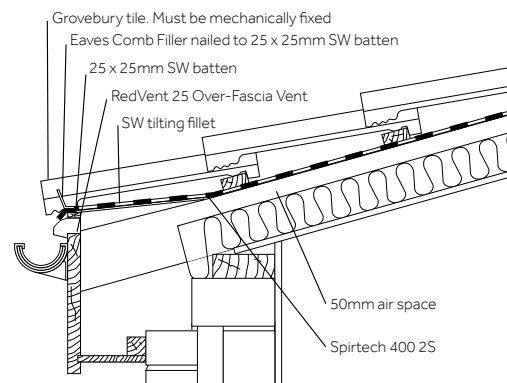
PERFORMANCE

- Minimum pitch will depend on the minimum pitch of the roof covering
- Height of fascia and maximum pitch varies with tile used. Please contact Technical Services on +44 (0) 330 123 4585
- The effective ventilation area per metre run of eaves is 25,000mm²



RedVent 25 Over-Fascia Vent

REDVENT 25 OVER-FASCIA VENT (GROVEBURY)



COMPONENTS


Each RedVent 25 Over-Fascia Vent pack contains:

12 Fascia Grilles (Polypropylene – black) sufficient for 6 metres of eaves

PRODUCT CODES	Previous code	Code
RedVent 25 Over-Fascia Vent	959300	20001230

Rapid Eaves Vent System

Designed for use in cold pitched roofs as a means of introducing low level roof space ventilation.



FEATURES

- 3-part system, sold separately:

Rapid 2-in-1 Eaves Tray

Provides continuous ventilation over the fascia while supporting the underlay at the eaves to ensure a positive fall of the underlay into the eaves gutter

Rafter Roll

A semi-rigid, roll-out rafter ventilation tray that maintains an uninterrupted air ventilation gap between the underlay and ceiling-level insulation in the loft space

Eaves Comb

Used to prevent birds, large insects, rodents etc. from entering the roof space. Eaves Combs are required for the following BMI Redland tiles: Grovebury, Regent, Fenland Pantile, Hollander Clay Pantile, Old Hollow Clay Pantile

- Maintenance-free
- Quick and easy to install
- Can be used with either non-vapour permeable or vapour permeable underlay

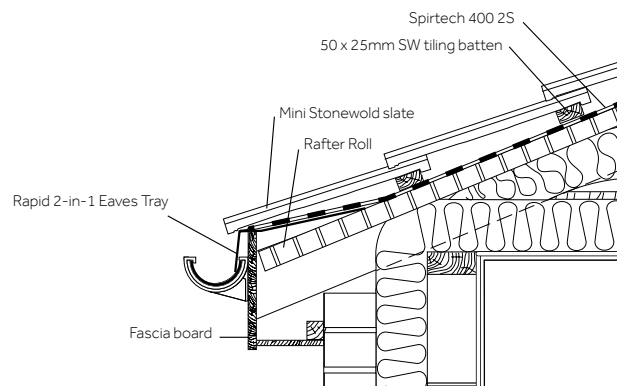
COMPATIBILITY

- Works with any BMI Redland slate/tile or similar
- Suitable for use with most pitched roofing materials
- Compatible with timber fascias up to 25mm thick
- Suitable for uPVC fascias with an additional timber fillet behind the fascia board
- Suitable for rafter centres up to 600mm

PERFORMANCE

- Rafter pitch range is 15° - 70°
- The effective ventilation area per metre run of eaves is 10,000mm²
- Height of fascia and maximum pitch varies with tile used. Please contact Technical Services on +44 (0) 330 123 4585

RAPID EAVES VENT SYSTEM (MINI STONEWOLD)



COMPONENTS 3-part system sold separately

Rafter Roll

Roll Size	6m x 0.8m
Material	PVC

Rapid 2-in-1 Eaves Tray

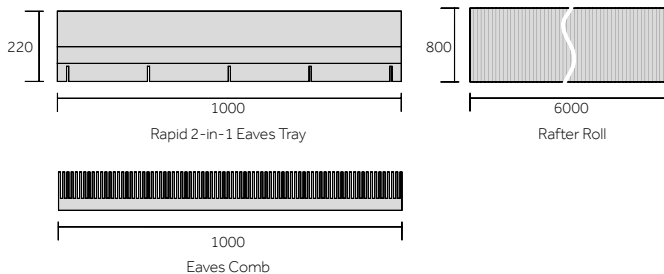
Tray Length	1m
Material	Polypropylene

Eaves Comb

Comb Length	1m
Material	Polypropylene

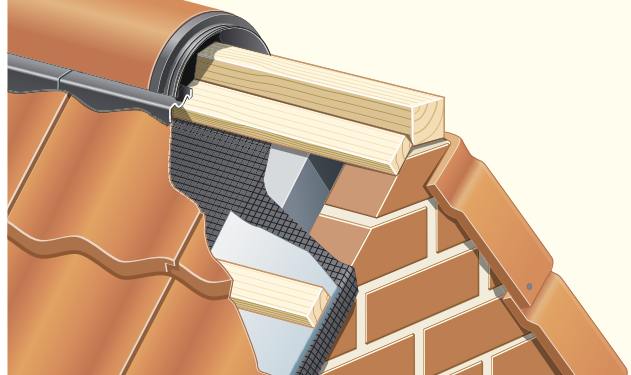
PRODUCT CODES

	Previous code	Code
Rafter Roll	998400	20001275
Rapid 2-in-1 Eaves Tray	998800	20001276
Eaves Comb	996500	10002894



Cloaked Verge

The Cloaked Verge continues the tiling over the gable end using a one-piece concrete tile. The system has very high resistance to storm damage and, with no mortar required, it removes concerns about mortar failure.



3

FEATURES

- Easy to lay as it interlocks to the next tile
- The quickest and easiest method of installing profiled verge tiles
- Provides a neat finish to the verge
- Complies with BS 5534: requirements for mechanical fixing
- Complies with BS 8612

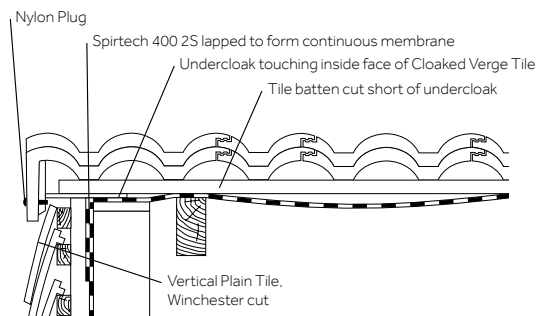
COMPATIBILITY

- Available for all our profiled tiles in all available colours except Fenland Pantile, Redland 49, Postel Clay Tile and Old Hollow Clay Pantile

PERFORMANCE

- There is no maximum pitch on lean-to roofs or where lead roll details are used
- On duo-pitch roofs above 45° the top cloaked verge tiles must be cut to a mitre (subject to fixing specification and fire resistance requirements above 69°)
- Minimum pitch will depend upon the minimum pitch for the tile profile and surface finish
- Minimum headlap will depend upon tile profile, surface finish and rafter pitch
- Maximum headlap is 125mm (95mm for Hollander Clay Pantile)
- Maximum pitch of cloaked verge depends upon maximum pitch of ridge/monoridge system

CONCRETE CLOAKED VERGE WITH VERTICAL TILING (REGENT)



COMPONENTS

Cloaked Verge Tile

Length	418mm (420mm for Hollander Clay Pantile)
Material	Concrete (Clay to match BMI Redland Hollander Clay Pantile)
Plug Material	Nylon

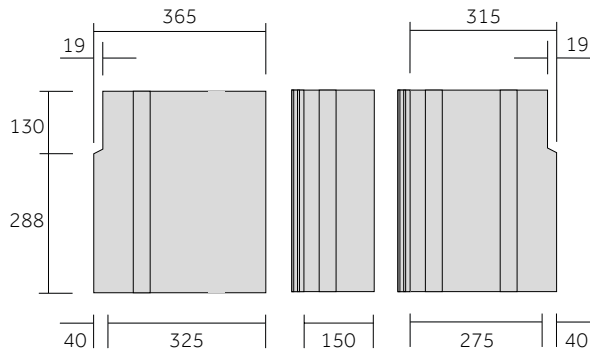
ACCESSORIES

Half-Tile (concrete tiles)

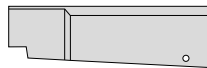
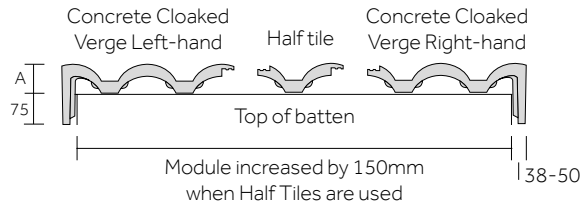
Two-Thirds Tile (Hollander Clay)

Block-End Ridge Tile

CLOAKED VERGE



Concrete Cloaked Verge



Concrete Cloaked Verge Left-hand



Concrete Cloaked Verge Right-hand

PRODUCT MEASUREMENTS (MM)

Profile	A
Hollander Clay Pantile	65
Regent	49
Grovebury	47
50 Double Roman	37
Renown	30

PRODUCT CODES	LH		RH	
	Previous code	Code	Previous code	Code
Grovebury Brown	727302	10002119	727402	10002128
Grovebury Antique Red	727303	10002120	727403	10002129
Grovebury Breckland Brown	727352	10002125	727452	10002134
Grovebury Slate Grey	727330	10002121	727430	10002130
Grovebury Terracotta	727334	10002122	727434	10002131
Grovebury Tudor Brown	727336	10002123	727436	10002132
Grovebury Farmhouse Red	727339	10002124	727439	10002133
Grovebury Charcoal Grey	727377	10002126	727477	10002135
Grovebury Rustic Red	727378	10002127	727478	10002136
50 Double Roman Brown	727502	10002137	727602	10002145
50 Double Roman Antique Red	727503	10002138	727603	10002146
50 Double Roman Breckland Brown	727552	10002143	727652	10002151
50 Double Roman Slate Grey	727530	10002139	727630	10002147
50 Double Roman Terracotta	727534	10002140	727634	10002148
50 Double Roman Tudor Brown	727536	10002141	727636	10002149
50 Double Roman Farmhouse Red	727539	10002142	727639	10002150
50 Double Roman Rustic Red	727578	10002144	727678	10002152
Regent Slate Grey	727130	10002107	727230	10002113
Regent Terracotta	727134	10002108	727234	10002114
Regent Tudor Brown	727136	10002109	727236	10002115
Regent Farmhouse Red	727139	10002110	727239	10002116
Renown Brown	727702	10002153	727802	10002161
Renown Breckland Brown	727752	10002160	727852	10002168
Renown Slate Grey	727730	10002156	727830	10002164
Renown Terracotta	727734	10002157	727834	10002165
Renown Tudor Brown	727736	10002158	727836	10002166
Renown Farmhouse Red	727739	10002159	727839	10002167
Hollander Terracotta	597780	10001841	597880	10001843
Hollander Brindle	597782	10001842	597882	10001844

DryVerge and Rapid DryVerge systems

The first dry fix products launched following the publication of BS 8612, each comfortably achieving the code's requirements for durability, wind loading and rain resistance.

FEATURES

- Secure four point fixing system provides high resistance to vertical and horizontal wind loads for both verge tile and dry verge system
- Quick to install and can be laid at variable gauges to suit the minimum and maximum headlaps of the tiles
- Ambi-Dry Verge is adapted on site to fit either the left or right-hand verge
- Drip point and water channels in design avoid gable end staining
- The first dry fix verge designed specifically to meet the new BS 8612

COMPONENTS

Each DryVerge and Rapid DryVerge system contains:

- 18 Left-hand verge units (ABS or HIPS)
- 18 Right-hand verge units (ABS or HIPS)
- 36 Stainless steel screws

Gable End Packs will be required for each installation which include:

- 2 Eaves Closure Units (ABS or HIPS)
- 4 Stainless steel screws
- 1 Ridge Comb

Each Ambi-Dry Verge system contains:

- 10 Ambi-Dry verge units (PVC)
- 10 Stainless steel verge clips (Cambrian) or 10 Stainless steel screws (DuoPlain)

Eaves/Ridge Packs will be required for each installation which include:

- 1 Eaves Closure Unit (PVC)
- 1 Stainless steel eaves clip
- 1 Ridge Comb

In addition, Block-end Ridge Tiles or Ridge End Caps will be required at all ridge ends.

COLOUR CODES

DryVerge

Metric/15x9 & Slate 10 DryVerge & Gable End packs	Slate Grey Terracotta Brown Charcoal Grey Red (Metric/15x9 only)
---	---

DuoPlain DryVerge & Gable End pack

Terracotta
Brown
Charcoal Grey
Red

Rapid DryVerge

Metric/15x9 & Slate 10 DryVerge & Gable End packs	Slate Grey Rust Charcoal Grey
---	-------------------------------------

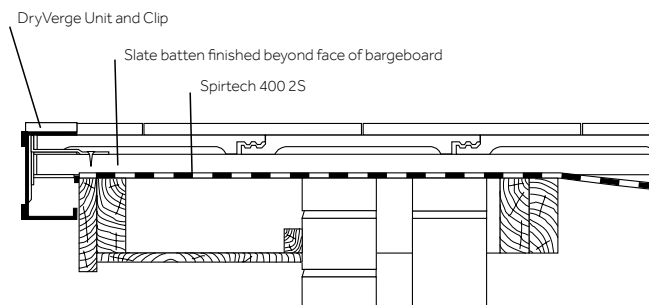
Ambi-DryVerge II

Cambrian & Eaves/Ridge Pack	Slate Grey
-----------------------------	------------



3

DRYVERGE SYSTEM WITH OVERHANG



COMPATIBILITY

MAXIMUM PITCHES*

Tile / Slate	Duo-pitch Roofs	Mono-pitch Roofs
Cambrian Slate	60°	67.5°
Slate 10 range	50°	75°
Mini Stonewold (inc MockBond)	57.5°	72.5°
Grovebury	65°	75°
Regent	70°	70°
50 Double Roman	57.5°	72.5°
Renown	55°	75°
Fenland Pantile	55°	40°
Redland 49	35° †	65°
DuoPlain	60°	47.5°

* subject to fixing specification and fire resistance requirements above 69°.

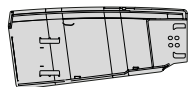
† For pitches above 35° units require trimming at ridge apex

For greater pitches, please contact Technical Services on: +44 (0) 330 123 4585

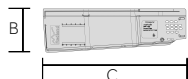
DRYVERGE AND RAPID DRYVERGE SYSTEMS



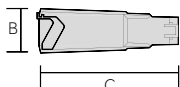
DryVerge/ Rapid DryVerge Unit



Duo Plain DryVerge



DryVerge/Rapid DryVerge Unit
(Internal Elevation)



DryVerge Unit
(Internal Elevation)



DryVerge/ Rapid DryVerge Unit
(Plan View)



DryVerge Unit
(Internal Elevation) showing
Eaves Stop and Ridge Comb



DryVerge Unit (Plan View)
with Ridge Comb



Ambi-Dry Batten End Clip



Ambi-DryVerge Clip


PRODUCT MEASUREMENTS (MM)

Profile	A	B	C
Cambrian Ambi-DryVerge II	60	85	305
DuoPlain DryVerge	53	115	240
Slate 10 DryVerge	52	127	413
Slate 10 Rapid DryVerge	52	127	413
Metric/15x9 DryVerge	52	154	413
Metric/15x9 Rapid DryVerge	52	154	413

PRODUCT CODES	Previous code	Code
Cambrian Ambi-DryVerge II	948800	10002828
Cambrian Ambi-Dry Eaves/Ridge Pack	949100	10002829
Slate 10 DryVerge Slate Grey	939230	10003144
Slate 10 DryVerge Terracotta	939234	10003145
Slate 10 DryVerge Brown	939236	10003146
Slate 10 DryVerge Charcoal Grey	939277	20001189
Slate 10 DryVerge Gable End Pack Slate Grey	988230	10002872
Slate 10 DryVerge Gable End Pack Terracotta	988234	10002873
Slate 10 DryVerge Gable End Pack Brown	988236	10002874
Slate 10 DryVerge Gable End Pack Charcoal Grey	988277	10002875
Slate 10 Rapid DryVerge Slate Grey	939330	10002824
Slate 10 Rapid DryVerge Rust	939355	10002825
Slate 10 Rapid DryVerge Charcoal Grey	939377	10002826
Slate 10 Rapid DryVerge Gable End Pack Slate Grey	988330	10002876
Slate 10 Rapid DryVerge Gable End Pack Rust	988355	10002877
Slate 10 Rapid DryVerge Gable End Pack Charcoal Grey	988377	10002878
Metric/15x9 DryVerge Slate Grey	939030	10003217
Metric/15x9 DryVerge Terracotta	939034	10003121
Metric/15x9 DryVerge Brown	939036	10003122
Metric/15x9 DryVerge Charcoal Grey	939077	10003123
Metric/15x9 DryVerge Red	939078	10003247
Metric/15x9 DryVerge Gable End Pack Slate Grey	988030	10002863
Metric/15x9 DryVerge Gable End Pack Terracotta	988034	10002864
Metric/15x9 DryVerge Gable End Pack Brown	988036	10002865
Metric/15x9 DryVerge Gable End Pack Charcoal Grey	988077	10002866
Metric/15x9 DryVerge Gable End Pack Red	939078	10002867
Metric/15x9 Rapid DryVerge Slate Grey	939130	10002821
Metric/15x9 Rapid DryVerge Rust	939155	10002822
Metric/15x9 Rapid DryVerge Charcoal Grey	939177	10002823
Metric/15x9 Rapid DryVerge Gable End Pack Slate Grey	988130	10002869
Metric/15x9 Rapid DryVerge Gable End Pack Rust	988155	10002870
Metric/15x9 Rapid DryVerge Gable End Pack Charcoal Grey	988177	10002871
DuoPlain DryVerge Terracotta	991634	10002880
DuoPlain DryVerge Brown	991636	10002881
DuoPlain DryVerge Charcoal Grey	991677	10002882
DuoPlain DryVerge Red	991678	10002883
DuoPlain DryVerge Gable End Pack Terracotta	927334	10002805
DuoPlain DryVerge Gable End Pack Brown	927336	10002806
DuoPlain DryVerge Gable End Pack Charcoal Grey	927377	10002807
DuoPlain DryVerge Gable End Pack Red	927378	10002808

Dry Hip System

With very high resistance to storm damage, the Dry Hip System has exceptional durability and is designed to last the lifetime of the roof.



FEATURES

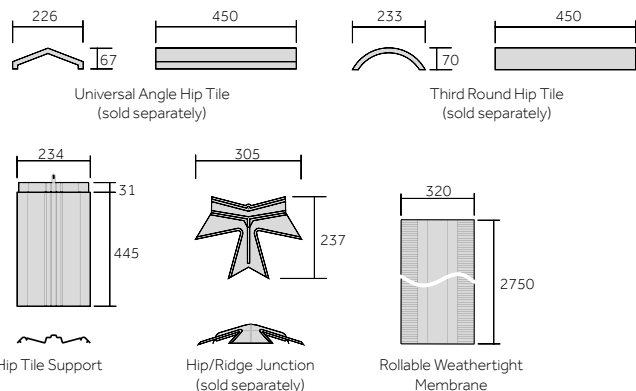
- Provides a neat and attractive finish to the hip line
- Hip Tiles are secured to the appropriate size hip batten using Stainless Steel wood screws, which give exceptional resistance to wind uplift
- Quick to lay and can be used even when bad weather is expected
- Tried and tested and complies with BS 5534 requirements for mechanical fixing
- Complies with BS 8612
- Not suitable for use with Hollander Clay Pantile, Fenland Pantile, Redland 49, Postel Clay Tile and Old Hollow Clay Pantile

PERFORMANCE

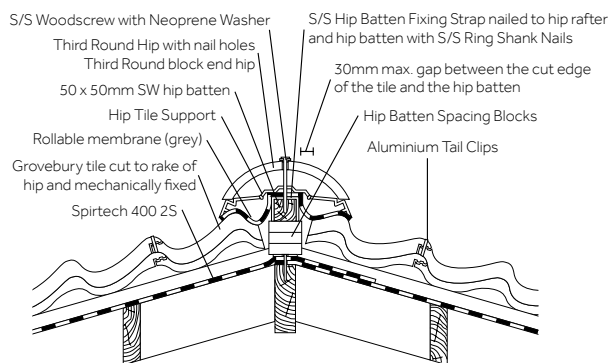
- Pitch range varies according to plan angle and tile profile. Please contact Technical Services on +44 (0) 330 123 4585
- Minimum and maximum pitch will depend upon the minimum and maximum pitch of the roof tiles
- This system is designed for use where pitches to either side of the hip are unequal. Where the roof pitches are uneven please contact Technical Services on +44 (0) 330 123 4585

COMPATIBILITY

- Suitable for use with the DryVent Ridge System
- Suitable for use with Third Round and Universal Angle Hip Tiles



DRY HIP SYSTEM WITH THIRD ROUND HIP TILE (GROVEBURY)



COMPONENTS

Each Dry Hip System pack contains sufficient components to secure 2.7 metres of concrete Hip Tiles. Each pack contains:

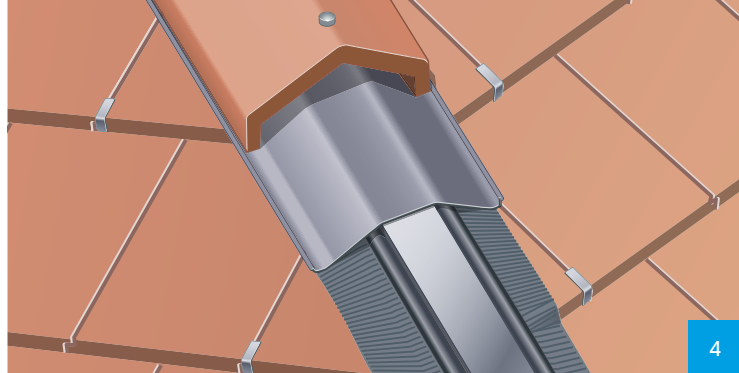
- Rollable Weathertight Membrane (grey) – 320mm x 2.75m
- Hip Tile Supports (Polypropylene – black)
- Hip Batten Straps (Stainless Steel)
- Spacer Blocks (PVC – black)
- Head Clips (Stainless Steel)
- Tail Clips (Aluminium)
- 100mm Woodscrews (Stainless Steel)
- Rafter Nails (Stainless Steel)
- Hip Batten Nails (Stainless Steel)
- In addition, concrete Hip Tiles with nail holes will be required in a colour to suit, with matching Block-End Hip Tiles at the eaves
- A Hip/Ridge Junction will also be required where appropriate

PRODUCT CODES

	Previous code	Code
Metric tiles	904600	10002741
Slate 10 / Plain Tile	904700	10002742
Natural Slate / Cambrian Slate	904800	10002743
DuoPlain	953400	10002833

Continuous Hip System

An easy and quick-to-fit, maintenance-free hip system with very high resistance to storm damage. With no mortar required it removes concerns about mortar failure.



FEATURES

- Hips are up to a third quicker to complete than when mortar bedded
- Hip Tiles are secured to the appropriate size hip batten using Stainless Steel woodscrews, which give exceptional resistance to wind uplift
- Provides a neat and attractive finish to the hip line
- Easy to install and can be used even when bad weather is expected
- Ventilates the batten cavity to comply with BS 5250, therefore reducing the risk of harmful condensation in the roof (when used with Spirtech 400 2S vapour permeable underlay)
- Tried and tested and complies with BS 5534 requirements for mechanical fixing
- Complies with BS 8612

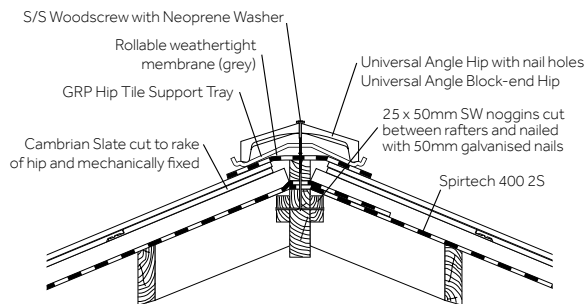
COMPATIBILITY

- Suitable for use with the Continuous Ridge and Uni-Vent Rapid Ridge/ Hip Systems
- Not compatible with Old Hollow Clay Pantile
- Suitable for use with Third Round and Universal Angle Hip Tiles
- Suitable for use with the BMI Redland range of tiles and slates

PERFORMANCE

- Minimum and maximum pitch will depend upon the minimum and maximum pitch of the roof tiles
- This system is designed for use where pitches to either side of the hip are equal. Where the roof pitches are uneven please contact Technical Services on +44 (0) 330 123 4585

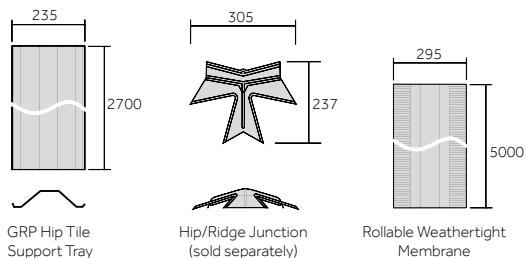
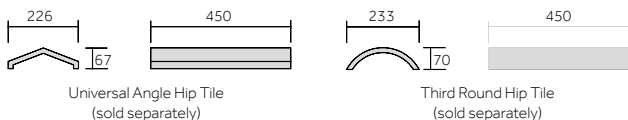
CONTINUOUS HIP SYSTEM WITH UNIVERSAL ANGLE HIP TILE (CAMBRIAN)



COMPONENTS

Each Continuous Hip pack contains sufficient components to secure 5 metres of concrete Hip Tiles:

- Rollable Weathertight Membrane (grey) – 295mm x 5m
- GRP Hip Tile Support Tray (grey)
- Hip Tile Supports (Polypropylene – black)
- Hip Batten Straps (Stainless Steel)
- Spacer Blocks (PVC – black)
- Head Clips (Stainless Steel)
- Tail Clips (Aluminium)
- 100mm Woodscrews (Stainless Steel)
- Rafter Nails (Stainless Steel)
- Hip Batten Nails (Stainless Steel)
- In addition, concrete Hip Tiles with nail holes will be required in a colour to suit, with matching Block-End Hip Tiles at the eaves
- A Hip/Ridge Junction will also be required where appropriate



PRODUCT CODES	Previous code	Code
Metric tiles	902800	20001082
Fenland Pantile / Redland 49	950200	20001204
Natural Slate / Cambrian Slate	950300	20001205
DuoPlain	956200	20001220
Hollander Clay Pantile / Westminster Slate	987000	20001266
Slate 10 / Plain Tile	952400	20001214

Cambrian Mitred Hip System

Specifically designed for use with Cambrian Slates to achieve a neat mitred hip detail, whilst ensuring very high resistance to storm damage over a wide range of rafter pitches and plan angles.

FEATURES

- Provides a neat and attractive finish to the hip line
- Easy to install and can be used even when bad weather is expected
- Tried and tested and complies with BS 5534 requirements for mechanical fixing

COMPATIBILITY

- Suitable for use with all Cambrian slate products

PERFORMANCE

- At 90° plan angle, the minimum pitch is 15° and the maximum pitch is 80°. For other plan angles, refer to the table adjacent

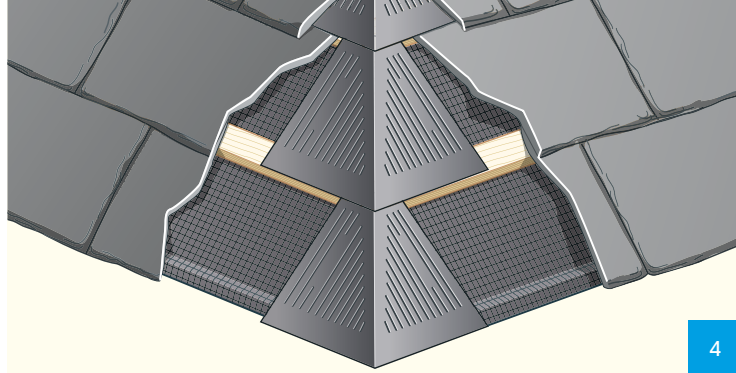
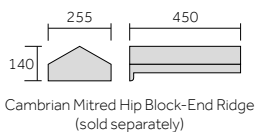
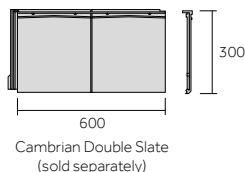
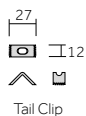
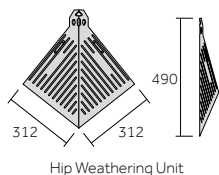
COMPONENTS

The Cambrian Mitred Hip System contains sufficient components in each pack for ten courses of slates.

Each pack contains:

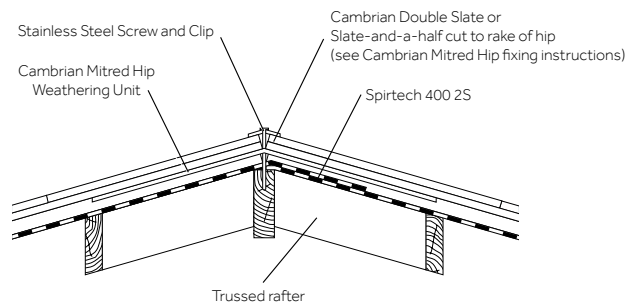
- Hip Weathering Units (Polypropylene – grey) x 10
- Tail Clips and Screws (Stainless Steel) x 10

PRODUCT CODE	Previous code	Code
Cambrian Mitred Hip System	950400	20001206



4

CAMBRIAN MITRED HIP SYSTEM




PLAN ANGLE AGAINST ROOF PITCH

Roof pitch (degrees)	Roof plan angle (degrees)										
	90	95	100	105	110	115	120	125	130	135	
15	•	–	–	–	–	–	–	–	–	–	–
17.5	•	•	•	•	–	–	–	–	–	–	–
20	•	•	•	•	•	•	•	•	•	•	•
22.5	•	•	•	•	•	•	•	•	•	•	•
25	•	•	•	•	•	•	•	•	•	•	•
27.5	•	•	•	•	•	•	•	•	•	•	•
30	•	•	•	•	•	•	•	•	•	•	•
32.5	•	•	•	•	•	•	•	•	•	•	•
35	•	•	•	•	•	•	•	•	•	•	•
37.5	•	•	•	•	•	•	•	•	•	•	•
40	•	•	•	•	•	•	•	•	•	•	•
42.5	•	•	•	•	•	•	•	•	•	•	•
45	•	•	•	•	•	•	•	•	•	•	•
47.5	•	•	•	•	•	•	•	•	•	•	•
50	•	•	•	•	•	•	•	•	•	•	•
52.5	•	•	•	•	•	•	•	•	•	•	•
55	•	•	•	•	•	•	•	•	•	•	•
57.5	•	•	•	•	•	•	•	•	•	•	•
60-80	•	•	•	•	•	•	•	•	•	•	•
82.5-90	–	•	•	•	•	•	•	•	•	•	•

For higher plan angles please see Roofing System Accessories Guide.

DryVent Ridge System

Provides a continuous, weathertight ventilation path from the roof void to the outside. The system can also be easily converted when no high-level ventilation is required at the ridge. Both solutions provide a durable method of securing ridge tiles.



FEATURES

- Profile Filler Units bespoke to each tile type
- Provides a neat and attractive finish to the ridge line
- Easy to install and can be used even when bad weather is expected
- Ventilates and complies with BS 5250, therefore reducing the risk of harmful condensation in the roof
- Tried and tested and complies with BS 5534 requirements for mechanical fixing
- Complies with BS 8612

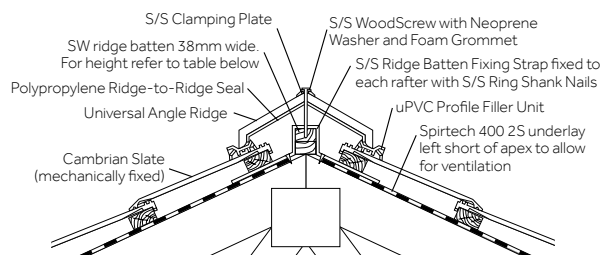
COMPATIBILITY

- Available for all tiles in the BMI Redland range except Hollander Clay Pantile, Fenland Pantile, Redland 49, Postel Clay Tile and Old Hollow Pantile
- Suitable for use with concrete Half Round and Universal Angle Ridge Tiles and Rosemary Clay Half Round Ridge Tiles (300mm)

PERFORMANCE

- For minimum and maximum pitches, refer to the table on the next page
- Must not be used in a pitch below 15°

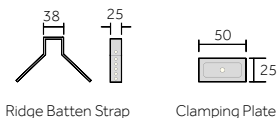
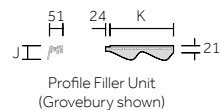
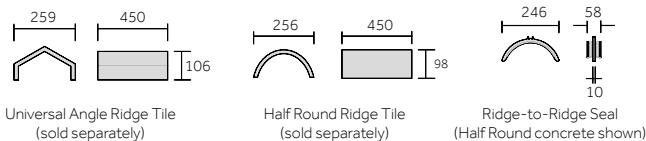
DRYVENT RIDGE SYSTEM (CAMBRIAN)



COMPONENTS

Each pack contains sufficient components to secure a 2.7 metre ridge line (1.8 metres for Rosemary tiles):

- 6 Ridge-to-Ridge Seals (either Universal Angle or Half Round) (Polypropylene – black) with Stainless Steel woodscrews and clamp plates.
- 6 Stainless Steel ridge batten straps with 12 Stainless Steel ring shank nails.
- Profile Filler Units (uPVC – grey): tile specific.
- In addition, Block-End Ridge Tiles or Ridge End Caps will be required for all ridge situations.



PRODUCT MEASUREMENTS (MM)

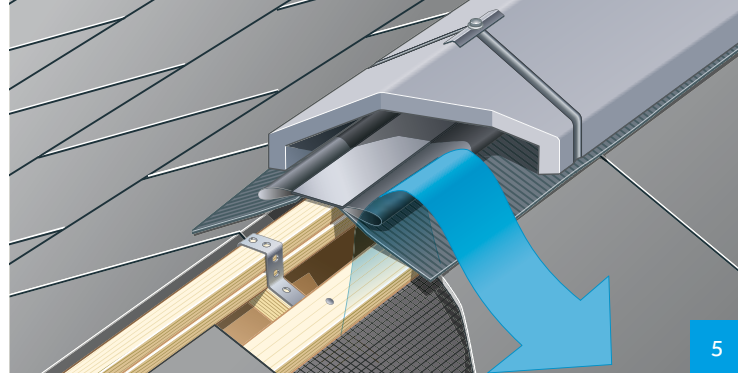
Profile Filler Unit	J	K
Plain Tile appearance/Slate	21	450
Regent	59	298
Grovebury	59	298
50 Double Roman	47	298
Renown	40	298

PRODUCT CODES

	Previous code	Code
Rosemary	902200	10002746
Flat Tiles (Half Round)	905800	10002747
Flat Tiles (Universal Angle)	905900	10002748
Ornamental	908500	10002754
Grovebury	909400	10002755
50 Double Roman	909500	10002756
Regent	909600	10002757
Renown	909700	10002758

Continuous Ridge System

Provides both high-level ventilation and mechanically fixed ridge tiles. The system is a genuine alternative to a mortar-bedded ridge with the added advantage of being quicker and requiring less skill to install.



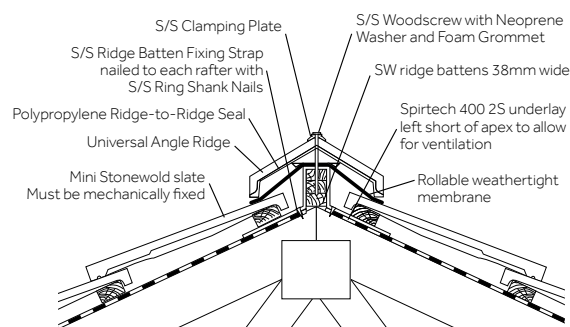
FEATURES

- Uses Ridge-to-Ridge Seals that match the profile of the BMI Redland ridge tiles perfectly to give a guaranteed weathertight seal
- Traditional appearance
- Up to 33% quicker to fit than a mortar-bedded ridge
- Easy to install and can be laid even when bad weather is expected
- Continuous Ridge System Ventilates and complies with BS 5250, therefore reducing the risk of harmful condensation in the roof void
- Tried and tested and complies with BS 5534 requirements for mechanical fixing
- Complies with BS 8612

COMPATIBILITY

- Compatible with natural slate, concrete slates, profile tiles and plain tiles
- Not compatible with Old Hollow Clay Pantile
- For Rosemary clay tiles please contact Technical Services on +44 (0) 330 123 4585
- Not compatible with Ridge Vent Terminals, Gas Flue Terminals, Clay Half Round Ridge or Ornamental Ridge

CONTINUOUS RIDGE SYSTEM (MINI STONEWOLD)



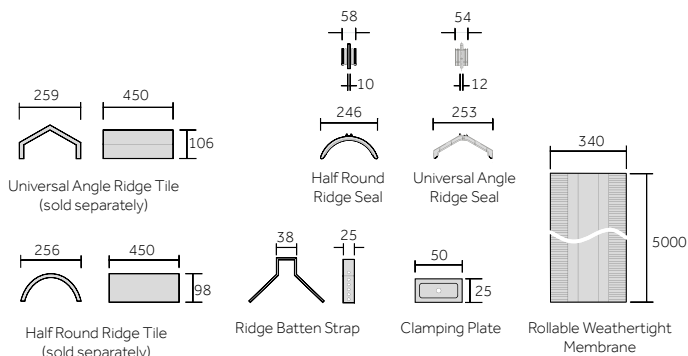
COMPONENTS

Each pack contains sufficient components to secure a 5 metre ridge line:

- 5 metres of Rollable Weathertight Membrane.
- 11 Ridge-to-Ridge Seals (either Universal Angle or Half Round) (Polypropylene – black) with Stainless Steel woodscrews and clamp plates..
- 9 Stainless Steel ridge batten straps with 18 Stainless Steel ring shank nails.
- 2 Stainless Steel end ridge fixings.

ACCESSORIES

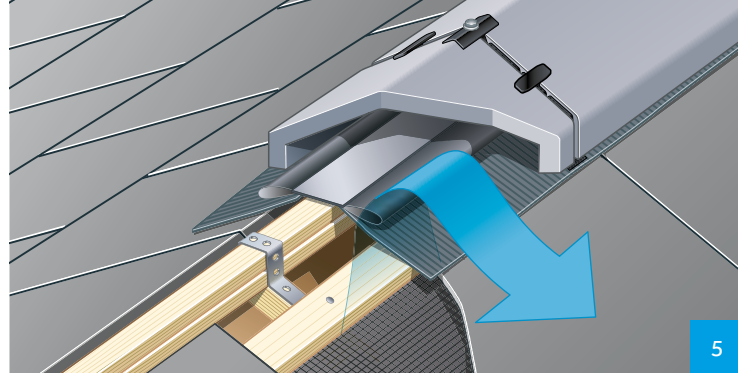
- In addition, Block-End Ridge Tiles or Ridge End Caps will be required for all ridge situations.



PRODUCT CODES	Previous code	Code
Flat Tile (Half Round)	930200	10002809
Profile tiles (Half Round)	930400	10002810
Universal Angle	930800	10002811

Uni-Vent Rapid Ridge/Hip

Uni-Vent Rapid Ridge/Hip is a simple and quick to install system providing a secure, weatherproof and mortar-free universal solution for the mechanical fixing of ridge and hip tiles.



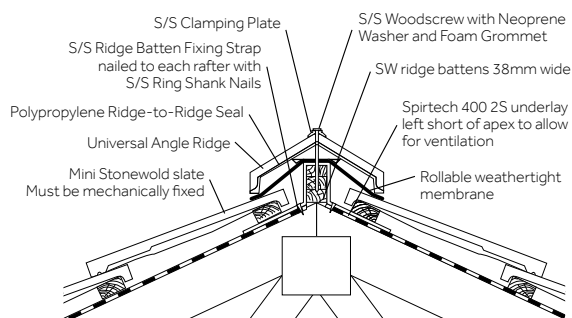
FEATURES

- Uses a flexible Ridge-to-Ridge Seal to enable use with both Half Round and Universal Angle concrete ridge tiles and similar ridge profiles
- Traditional appearance
- Up to 33% quicker to fit than a mortar-bedded ridge
- Easy to install and can be laid even when bad weather is expected
- Uni-Vent Rapid Ridge/Hip Ventilates and complies with BS 5250, therefore reducing the risk of harmful condensation in the roof void
- Complies with BS 5534 requirements for mechanical fixing
- Complies with BS 8612

COMPATIBILITY

- Compatible with natural slate, concrete slates, clay slates, profile tiles and plain tiles
- For Rosemary clay tiles please contact Technical Services on +44 (0) 330 123 4585
- Not compatible with Ridge Vent Terminals, Gas Flue Terminals, Clay Half Round Ridge or Ornamental Ridge

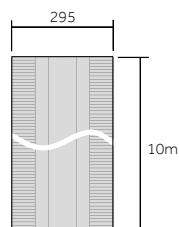
UNI-VENT RAPID RIDGE/HIP (MINI STONEWOLD)



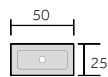
Universal Angle Ridge Tile
(sold separately)



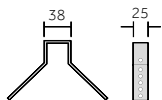
Half Round Ridge Tile
(sold separately)



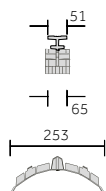
Rollable Weathertight
Membrane



Clamping Plate



Batten Strap



Universal Flexi-Seal

COMPONENTS

Each pack contains sufficient components to secure a 10 metre ridge line:

- 10 metres of Rollable Weathertight Membrane
- 22 Universal Flexi-Seals with Stainless Steel woodscrews and Clamping Plates
- 17 Stainless Steel Batten Straps with 34 Stainless Steel ring shank nails.

ACCESSORIES

- In addition, Block-End Ridge Tiles or Ridge End Caps will be required for all ridge situations.

For use on hips, the following accessories are also available:

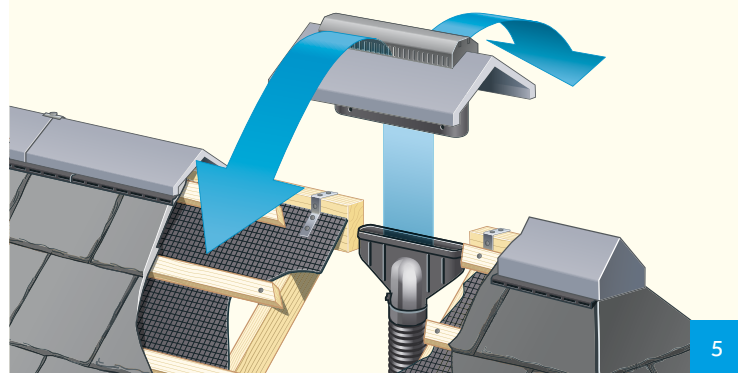
- Hip Support Tray (1.2m)
- Kro-Clips

PRODUCT CODES

	Previous code	Code
Uni-Vent Rapid Ridge/Hip Pack	931300	10002813
Hip Support Tray (1.2m)	906900	20001084
Kro-Clips	914200	10003245

Ridge Vent Terminal

Can be used for soil pipe, roof space ventilation or mechanical extraction. It can be incorporated into a DryVent Ridge or a mortar bedded ridge.



FEATURES

- Ventilates to comply with BS 5250, therefore reducing the risk of harmful condensation in the roof
- Tried and tested and complies with BS 5534 requirements for mechanical fixing
- Complies with BS EN 12056-2 Gravity Drainage Systems Inside Buildings

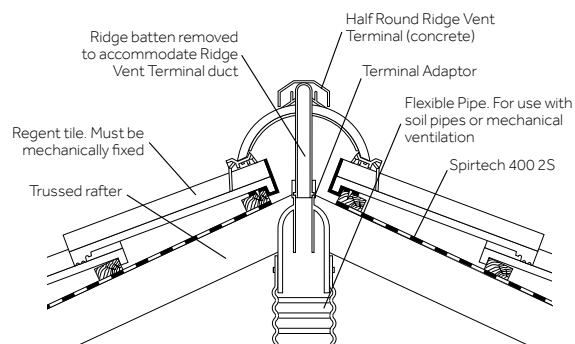
COMPATIBILITY

- Available in concrete Half Round and Universal Angle Ridge Tiles
- Not suitable for use with Uni-Vent Rapid Ridge/Hip, Continuous Ridge or on hip details
- Cannot be used as a gas flue

PERFORMANCE

- Minimum and maximum pitch will depend on the tile profile and whether ridge tiles are dry fixed or mortar bedded
- The effective ventilation area for each terminal is 8,400mm²
- To achieve roof space ventilation of 5.000mm²/m run, they should be spaced at 1.68m centres
- The pressure/air flow resistance characteristics of the terminal are as follows:
 - At 15 litres/sec – 6.5 Pa:
 - At 30 litres/sec – 26 Pa:
 - At 60 litres/sec – 104 Pa:

HALF ROUND RIDGE VENT TERMINAL (CONCRETE) WITH DRYVENT RIDGE SYSTEM (REGENT)



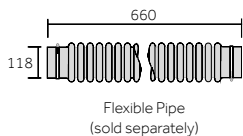
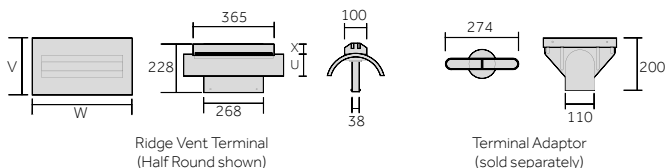
COMPONENTS

Each Ridge Vent Terminal is supplied ready assembled from the following:

- Terminal cap and duct (uPVC – grey)
- Ridge Tile (concrete/clay – various)

ACCESSORIES

- Vent Adaptor
- Flexible Pipe



PRODUCT MEASUREMENTS (MM)

Ridge Tile	U	V	W	X
Half Round	98	256	450	52
Universal Angle	106	255	450	34

PRODUCT CODES	Previous code	Code
Half Round Brown	725302	10002089
Half Round Antique Red	725303	10002090
Half Round Slate Grey	725330	10002091
Half Round Terracotta	725334	10002092
Half Round Tudor Brown	725336	10002093
Half Round Rustic Red	725378	10002094
Universal Angle Slate Grey	725430	10002095
Universal Angle Terracotta	725434	10002096
Universal Angle Tudor Brown	725436	10002097
Vent Adaptor	917500	10002798
Flexible Pipe	917200	10003206

Gas Flue Ridge Terminal

Designed for use on duo-pitched roofs in conjunction with concrete Half Round or Universal Angle Ridge Tiles on DryVent Ridge or bedded ridges. The Terminal is of low airflow resistance design, to enable flue gases to escape even under high wind speed conditions.

FEATURES

- The Terminal is of low resistance to prevent spillage occurring under certain wind speed conditions and complies with BS 5534 requirements for mechanical fixing
- Complies with BS 5440-2 Flueing and Ventilation for gas appliances of rated input not exceeding 70kW net

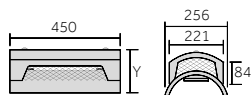
COMPATIBILITY

- Available in concrete Half Round and Universal Angle Ridge Tiles
- Available in a limited range of Traditional and Heritage colours only
- Gas Flue Blanking Plates packs are required when used in conjunction with DryVent Ridge System
- Not suitable for use with Continuous Ridge Systems or Uni-Vent Rapid Ridge/Hip

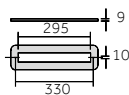
- Not suitable for gas-fired condensing boilers
- Not suitable for use as a ventilation tile. For roof space, mechanical and soil pipe ventilation, please use the BMI Redland Ridge Vent Terminal

PERFORMANCE

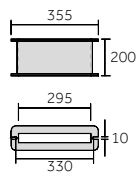
- Minimum and maximum pitch will depend on the tile profile and whether ridge tiles are dry fixed or mortar bedded
- The Terminal is suitable for gas appliances of rated input not exceeding 60kW, but it is not suitable for terminating flues from traditional coal or oil burning appliances. Please check suitability with your gas coal effect fire supplier
- This product is only suitable where the flue can be terminated through a 100mm or 125mm type 'R' adaptor (not supplied by BMI Redland)



Gas Flue Ridge Terminal
(Half Round shown)



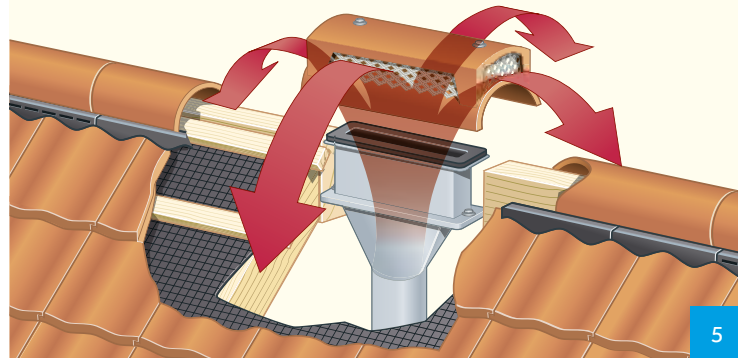
Sealing Gasket
(sold separately)



Extension Adaptor
(sold separately)

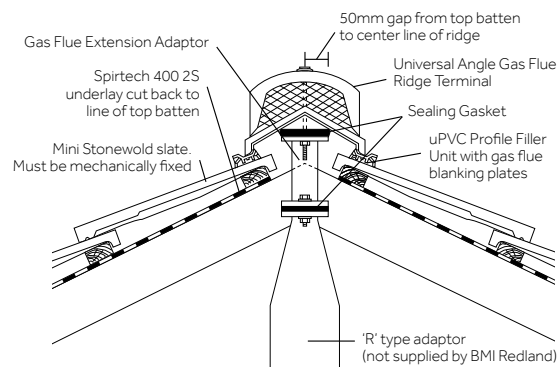
PRODUCT MEASUREMENTS (MM)

Gas Flue Ridge Terminal	Y
Half Round	170
Universal Angle	167



5

GAS FLUE RIDGE TERMINAL WITH DRY VENT RIDGE SYSTEM (MINI STONEWOLD)



COMPONENTS

Each Gas Flue Ridge Terminal is supplied ready assembled from the following components:

- Ridge Tile (concrete – various colours)
- Bird Screen (Stainless Steel)
- Sealing Gasket (neoprene – black)

ACCESSORIES

- Extension Adaptor
- Sealing Gasket
- 'R' type adaptor (not supplied by BMI Redland)
- Blanking Plate

PRODUCT CODES

PRODUCT CODES	Previous code	Code
Half Round Brown	724102	10002081
Half Round Antique Red	724103	10002082
Half Round Slate Grey	724130	10002083
Half Round Terracotta	724134	10002084
Half Round Tudor Brown	724136	10002085
Universal Angle Slate Grey	724230	10002086
Universal Angle Terracotta	724234	10002087
Universal Angle Tudor Brown	724236	10002088
Extension Adaptor	914300	10001143
Sealing Gasket	914600	10001145
Blanking Plate (Slates and Plain Tiles)	909900	10002759
Blanking Plate (Grovebury / 50 Double Roman / Regent / Renown)	909800	20001086

DryVent Monoridge System

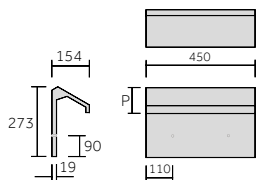
Provides a continuous weathertight ventilation path from the roof void to the outside. The mechanically-fixed system complies with the requirements of the Building Regulations.

FEATURES

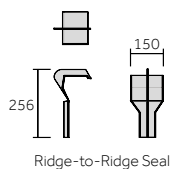
- Provides a neat and attractive finish
- Profile filler units bespoke to each tile type
- Easy to install and can be laid even when bad weather is expected
- Ventilates to comply with BS 5250, therefore reducing the risk of harmful condensation in the roof
- Tried and tested and complies with BS 5534 requirements for mechanical fixing
- Complies with BS 8612

COMPATIBILITY

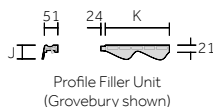
- Available for all tiles and slates in the BMI Redland range except Hollander Clay Pantile, Fenland Pantile, Redland 49, Postel Clay Tile and Old Hollow Clay Pantile



Monoridge Tile (Universal Angle shown) (sold separately)



Ridge-to-Ridge Seal



Profile Filler Unit (Grovebury shown)


- Suitable for use with concrete Half Round and Universal Angle Monoridge Tiles

PERFORMANCE

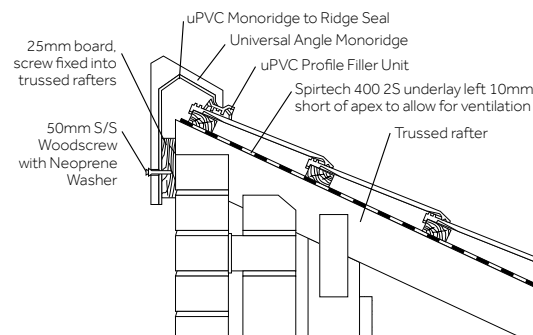
- Minimum pitch will depend upon the minimum pitch of the roof tiles but must not be less than 15°
- Maximum pitch for DuoPlain, Grovebury, Renown and 50 Double Roman is 47.5°; maximum pitch for Slate 10 range and Mini Stonewold is 52.5°. For all other interlocking tiles, maximum pitch is 45°
- Maximum pitch for Plain Tiles is 55°
- The effective ventilation area per metre run of ridge is 5,000mm²

PRODUCT MEASUREMENTS (MM)

Monoridge Tile	P	
Half Round	98	
Universal Angle	106	
Profile Filler Unit	J	K
Plain Tile appearance/Slate	21	450
Regent	59	298
Grovebury	59	298
50 Double Roman	47	298
Renown	40	298



DRYVENT MONORIDGE SYSTEM (CAMBRIAN)



COMPONENTS

Each pack contains sufficient components to secure 6 concrete Monoridge Tiles:

- Profile Filler Units (uPVC – grey) (tile specific)
- Monoridge, Ridge-to-Ridge Seal (polypropylene – black)
- Fixing Screws (Stainless Steel) and Washers (neoprene)

ACCESSORIES

- In addition, concrete Monoridge Tiles will be required in a colour to suit, with matching Mono Block-End Ridge Tiles, left or right-hand, at all gable ends or End Caps
- A timber batten, 25mm thick, must be fixed vertically to allow monoridge tile fixing

PRODUCT CODES

PRODUCT CODES	Previous code	Code
Plain Tile Appearance/Slate	908400	10002753
Regent	907900	10002749
Grovebury	908000	10002750
50 Double Roman	908200	10002752
Renown	908100	10002751

125 and Cambrian GRP Valleys

Designed as a cost-effective alternative to lead, the 125 and Cambrian GRP Valleys are easy to fix, durable and lightweight. They are ideal for most types of roof design which have a valley junction between two roof slopes.

FEATURES

- Easily cut and available in 3 metre lengths
- Tried and tested and complies with BS 5534 requirements for valleys
- Manufactured from long-lasting UV-resistant Glass Reinforced Polyester (GRP)

COMPATIBILITY

- 125 Valley is suitable for all of the BMI Redland range of tiles and slates (except Cambrian Slates for which the Cambrian GRP Valley is used).

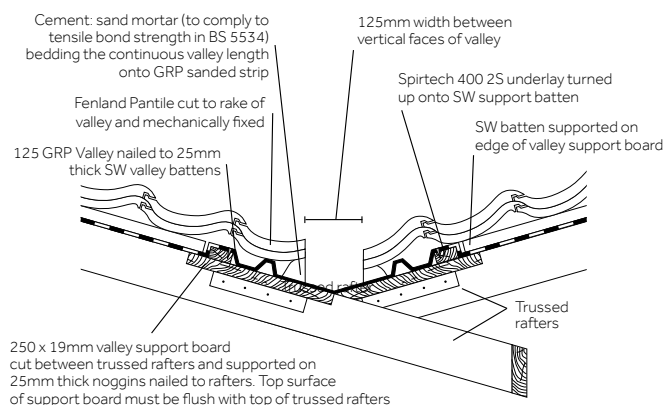
PERFORMANCE

- Minimum pitch 17.5° at 90° plan angle
- Maximum pitch 45° at 90° plan angle
- For pitch range at plan angles other than 90° please contact Technical Services on +44 (0) 330 123 4585
- Width of valley gutter 125mm
- Where roof plan area discharging into the valley is greater than 25m², minimum rafter pitch is 30°
- Valley can accommodate a 5° pitch variance between slopes



6

125 GRP VALLEY (FENLAND PANTILE)



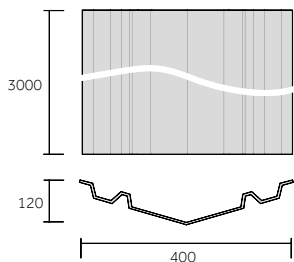
COMPONENTS

125 and Cambrian GRP Valleys

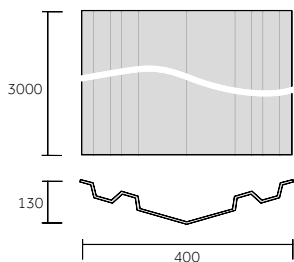
Valley Size	3m x 0.4m
Material	Glass Reinforced Polyester (GRP)

PRODUCT CODES

	Previous code	Code
Cambrian GRP Valley	955300	20001218
125 GRP Valley	959500	20001231



125 GRP Valley



Cambrian GRP Valley

Dry Valley

A mortar-free, dry fix system that is fast to install in all weather conditions providing a neat, close cut and mitred finish.

FEATURES

- Two products:
 - Dry Valley High Profile – with a central upstand of 105mm
 - Dry Valley Low Profile – with a central upstand of 80mm
- Available in standard lead grey colour
- Lightweight and flexible
- Safe and easy to cut
- Manufactured from long-lasting UV-resistant Glass Reinforced Polyester (GRP)

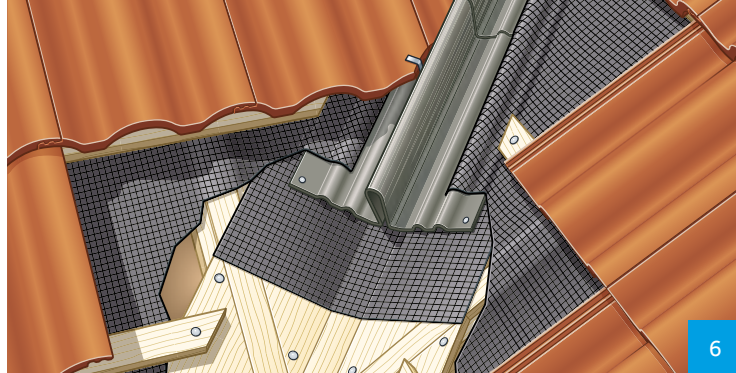
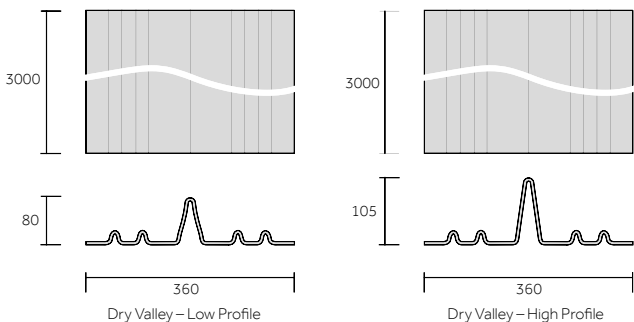
COMPATIBILITY

- Designed to fit directly onto either existing or new valley support boards
- Dry Valley High Profile is compatible with Plain Tile, Heathland, Rosemary Clay plain tiles and all BMI Redland profiled tiles

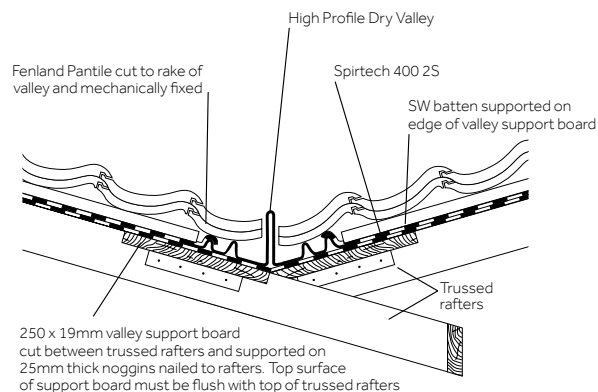
- Dry Valley Low Profile is compatible with natural slates, fibre-cement slates, all BMI Redland slate appearance tiles and DuoPlain.

PERFORMANCE

- Pitch range is 17.5 - 60° at any plan angle with a maximum difference between the two adjacent roof slopes of 20°
- Roof area on plan draining into valley is maximum 100m²
- No sealing or jointing material is required if the following overlaps and rafter pitches are used:
 - Below 22.5°: 350mm
 - 22.5° - 29.5°: 300mm
 - 30° - 39.5°: 200mm
 - 40° and above: 150mm



DRY VALLEY (FENLAND PANTILE)



COMPONENTS

Dry Valley

Valley Size	3m x 0.36m
Material	Glass Reinforced Polyester (GRP)

PRODUCT CODES

	Previous code	Code
Dry Valley – Low Profile	957500	20001225
Dry Valley – High Profile	957400	20001224

Bonding Strip

A mortar-free, dry fix system designed to weatherproof the junction between two adjacent roof coverings. It is quick and easy to install in all weather conditions and provides a neat finish.

FEATURES

- Two products:
 - Bonding Strip High Profile – with a central upstand of 100mm
 - Bonding Strip Low Profile – with a central upstand of 70mm
- Available in standard lead grey colour
- Lightweight and flexible
- Safe and easy to cut
- Manufactured from long-lasting UV-resistant Glass Reinforced Polyester (GRP)


COMPATIBILITY

- If one of the roof slopes has high profiled tiles, the Bonding Strip High Profile will be required

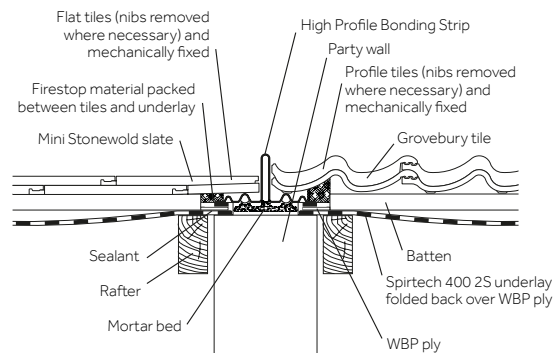
- Bonding Strip High Profile is compatible with Plain Tile, Heathland, Rosemary Clay plain tiles and all BMI Redland profiled tiles
- Bonding Strip Low Profile is compatible with natural slates, fibre-cement slates, all BMI Redland slate appearance tiles and DuoPlain

PERFORMANCE

- No sealing or jointing material is required if the following overlaps and rafter pitches are used:
 - Below 22.5°: 350mm
 - 22.5° - 29.5°: 300mm
 - 30° - 39.5°: 200mm
 - 40° and above: 150mm



HIGH PROFILE BONDING STRIP (MINI STONEWOLD SLATE / GROVEBURY)



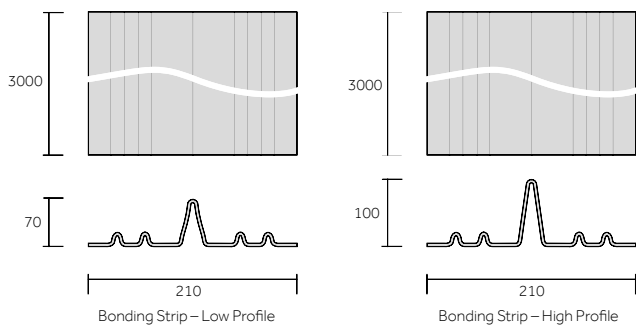
COMPONENTS

Bonding Strip

Gutter Size	3m x 0.21m
Material	Glass Reinforced Polyester (GRP)

PRODUCT CODES

	Previous code	Code
Bonding Strip – Low Profile	958000	20001227
Bonding Strip – High Profile	957800	20001226



Side Abutment GRP Secret Gutter

Offers a secondary line of defence against winddriven rain where a roof slope abuts a vertical wall. Being easy to cut and install makes this product an ideal solution for these otherwise complicated details.

FEATURES

- Lightweight, easy to handle
3 metre lengths

COMPATIBILITY

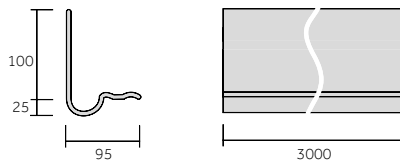
- Suitable for all flat interlocking slates in the BMI Redland range and DuoPlain
- For Cambrian Slates use Standard Slates and Slate-and-a-Halves on alternate courses
- For all other slates use Left-hand Verge Slates with interlock removed and Left-hand Half Slates alternately on left-hand abutments. Use Standard Slates and Right-hand Half Slates alternately on right-hand abutments
- For DuoPlain use Standard Tiles with interlock removed and Left-hand $\frac{3}{4}$ Tiles alternately on left hand abutments. Use Standard Tiles and Right-hand $\frac{3}{4}$ Tiles alternatively on right-hand abutments

- For Westminster Slate use Left-hand Verge Slates and Left-hand Half Slates on left hand abutments and Standard Slates and Right-hand Half Slates on right hand abutments


- Gutter Overlap:
 - 150mm overlap for rafter pitch 30° and above
 - 200mm overlap for rafter pitch 22.5° - 29.5°
 - 250mm overlap for rafter pitch 17.5° - 22°
 - 300mm overlap for rafter pitch 15° - 17°

PERFORMANCE

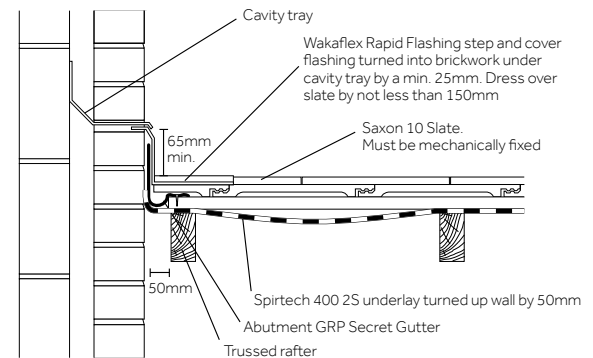
- Minimum pitch 15°
- Maximum pitch 90° (consideration must be given to the maximum and minimum pitch of the chosen tile, see product section of this publication).



Side Abutment GRP Secret Gutter



SIDE ABUTMENT GRP SECRET GUTTER (SAXON 10 SLATE)



COMPONENTS

Side Abutment GRP Secret Gutter

Gutter Size	3m x 0.95m
Material	Glass Reinforced Polyester (GRP)

PRODUCT CODES

	Previous code	Code
Side Abutment GRP Secret Gutter	959600	20001232

Top Edge Abutment Ventilation System

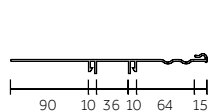
Provides a continuous, unobtrusive, ventilation path from the roof void to the outside. The innovative design enables the system and cover flashing to be installed far quicker than when traditional methods are used.

FEATURES

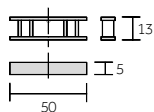
- Ventilates to comply with BS 5250, therefore reducing the risk of harmful condensation in the roof
- Tried and tested and complies with BS 5534 requirements for mechanical fixing
- Profile filler units bespoke to each tile type
- Ideal for lean-to-extensions

COMPATIBILITY

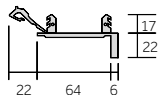
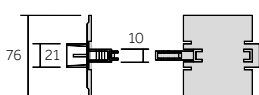
- Available for all tiles and slates in the BMI Redland range except Hollander Clay Pantile, Fenland Pantile, BMI Redland 49, Postel Clay Tile and Old Hollow Pantile
- For natural slate contact Technical Services on +44 (0) 330 123 4585
- Can be used in conjunction with either lead or Wakaflex Rapid Flashing



Lead Support Tray



Spacer Block

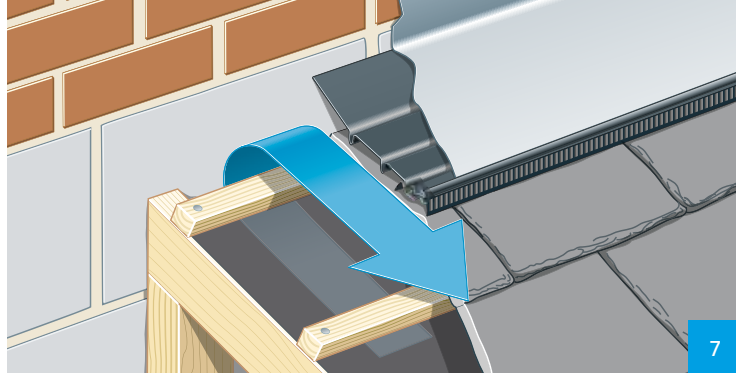


Ratchet Clip

For Profile Filler Unit and dimensions refer to pages 94-95 DryVent Ridge System

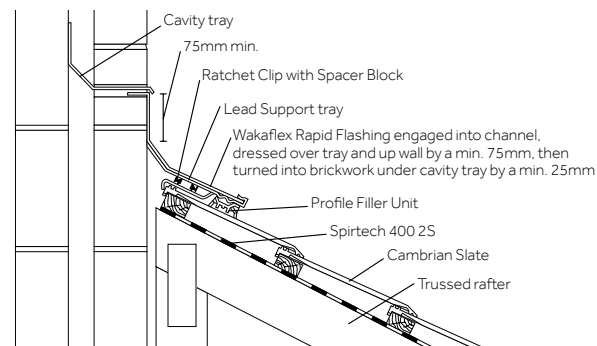
PERFORMANCE

- Minimum pitch will depend upon the minimum pitch of the roof tiles but must not be less than 15°.
- Maximum pitch 60°
- The effective ventilation area per metre run of abutment is 5,000mm²



7

TOP EDGE ABUTMENT VENTILATION SYSTEM (CAMBRIAN)



COMPONENTS


Each pack contains sufficient components for 3m of abutment:

- Profile Filler Units (uPVC – grey) (tile specific)
- Lead Support Trays (uPVC – grey)
- Ratchet Clips and Spacer Blocks (uPVC – grey).

PRODUCT CODES	Previous code	Code
Grovebury	954100	10002834
Regent	954200	10002835
50 Double Roman	954300	10002836
Renown	954400	10002837
Flat Tiles and Slates	954800	10002838

RedLine Vent Tile

Provides roof space ventilation through the leading edge of the tile ensuring that the clean lines of the roof are maintained. It is ideal for use where alternative eaves and ridge ventilation systems are not appropriate.



8

FEATURES

- Three variants available: Interlocking, Plain Tile and DuoPlain
- Minimal visual impact
- Identical interlocks to the tiles ensure a simple and weathertight installation
- Ventilates to comply with BS 5250, therefore reducing the risk of harmful condensation in the roof
- Tried and tested and complies with BS 5534 requirements for mechanical fixing
- Complies with BS EN 12056-2 Gravity Drainage Systems Inside Buildings
- To achieve roof space ventilation of 5,000mm² per metre of run, install at 1.2m centres (except DuoPlain 1.57m)
- To achieve roof space ventilation of 10,000mm² per metre of run, install at 0.6m centres (except DuoPlain 0.78m)

COMPONENTS

Each pack contains:

- 1 x Vent (UV protected Medium Density Polyethylene (MDPE) – PVC for BMI Redland DuoPlain)
- 1 x Underlay Seal
- Complete fixing instructions

ACCESSORIES

- Flexible Pipe to connect to a 110mm soil vent or mechanical extract pipe
- Tile adaptor

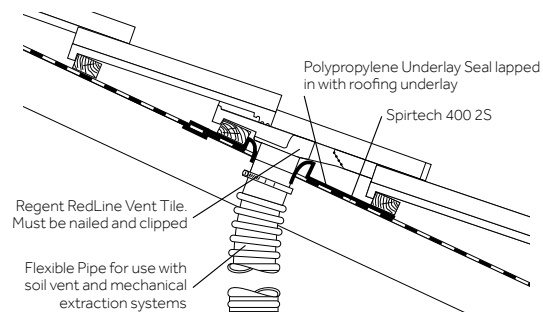
PERFORMANCE

- The pitch range of each RedLine Vent Tile will depend upon the minimum and maximum pitch of the relevant tile profile
- Maximum headlap is the same as that for the relevant tile profile
- The effective ventilation area is 6,000mm² (except DuoPlain which is 7,850mm²)

Can also be used for:

- Mechanical extraction ventilation

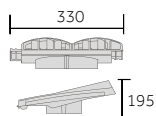
REDLINE VENT TILE CONNECTED TO FLEXIBLE PIPE (REGENT)



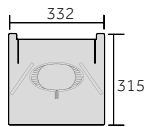
PRESSURE/AIR-FLOW RESISTANCE (PA)

Tile profile	Air-Flow 15	Rate 30	(L/sec) 60
Regent			
Grovebury			
50 Double Roman	29	116	464
Renown			
Slate 10 Range	32	128	512
Mini Stonewold	22	88	352
DuoPlain	35	140	560
Plain Tile	34	136	544

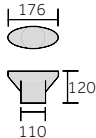
REDLINE VENT TILE COMPONENTS



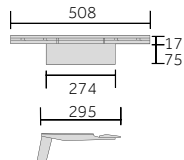
RedLine Vent Tile
(DuoPlain)



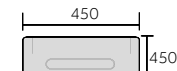
DuoPlain Underlay Seal



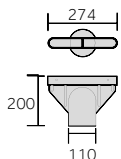
DuoPlain Tiles Adaptor
(sold separately)



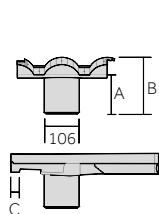
RedLine Vent Tile
(Plain Tile)



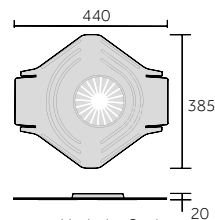
Plain Tile Underlay Seal



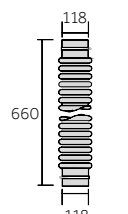
Plain Tile Adaptor
(sold separately)



RedLine Vent Tile
(Interlocking Tiles)



Underlay Seal
(except DuoPlain / Plain Tile)



Flexible Pipe
(sold separately)

PRODUCT MEASUREMENTS (MM)

Tile profile	A	B	C
Regent	113	180	32
Grovebury	108	172	34
50 Double Roman	114	168	31
Renown	110	159	31
Slate 10 Range	124	165	32
Mini Stonewold	119	149	30

PRODUCT CODES

	Previous code	Code
PLAIN TILE		
Rosemary RedLine Vent Blue Brindle	911987	20001134
Rosemary RedLine Vent Dark Antique	911995	20001135
Rosemary RedLine Vent Medium Mixed Brindle	911982	20001133
Rosemary RedLine Vent Red	911980	20001132
Heathland RedLine Vent Autumn	911923	20001124
Heathland RedLine Vent Elizabethan	911926	20001125
Heathland RedLine Vent Manor House Mix	911920	20001123
Plain Tile RedLine Vent Antique Red	911903	20001120
Plain Tile RedLine Vent Black	911963	20001130
Plain Tile RedLine Vent Brown	911902	20001119
Plain Tile RedLine Vent Costwold	911912	20001121
Plain Tile RedLine Vent Natural Red	911927	20001126
Plain Tile RedLine Vent Rustic Red	911978	20001131
Plain Tile RedLine Vent Slate Grey	911930	20001127
Plain Tile RedLine Vent Terracotta	911934	20001128
Plain Tile RedLine Vent Tudor Brown	911936	20001129
DuoPlain RedLine Vent Charcoal Grey	911377	10002764
DuoPlain RedLine Vent Red	911338	10002761
DuoPlain RedLine Vent Rustic Brown	911340	10002762
DuoPlain RedLine Vent Rustic Red	911378	10002765
INTERLOCKING FLAT		
Slate 10 RedLine Vent Flame Red	914138	20001139
Slate 10 RedLine Vent Black	914163	20001141
Slate 10 RedLine Vent Rustic Brown	914140	20001140
Slate 10 RedLine Vent Slate Grey	914130	20001138
Mini Stonewold RedLine Vent Charcoal Grey	911877	20001118
Mini Stonewold RedLine Vent Farmhouse Red	911839	20001115
Mini Stonewold RedLine Vent Black	911863	20001117
Mini Stonewold RedLine Vent Breckland Brown	911852	20001116
Mini Stonewold RedLine Vent Slate Grey	911830	20001112
Mini Stonewold RedLine Vent Terracotta	911834	20001113
Mini Stonewold RedLine Vent Tudor Brown	911836	20001114
PROFILE		
Grovebury RedLine Vent Charcoal Grey	911477	20001094
Grovebury RedLine Vent Breckland Brown	911452	20001093
Grovebury RedLine Vent Rustic Red	911478	20001095
Grovebury RedLine Vent Slate Grey	911430	20001089
Grovebury RedLine Vent Terracotta	911434	20001090
Grovebury RedLine Vent Tudor Brown	911436	20001091
50 Double Roman RedLine Vent Farmhouse Red	911739	20001109
50 Double Roman RedLine Vent Breckland Brown	911752	20001110
50 Double Roman RedLine Vent Rustic Red	911778	20001111
50 Double Roman RedLine Vent Slate Grey	911730	20001106
50 Double Roman RedLine Vent Terracotta	911734	20001107
50 Double Roman RedLine Vent Tudor Brown	911736	20001108
Regent RedLine Vent Farmhouse Red	911539	20001099
Regent RedLine Vent Slate Grey	911530	20001096
Regent RedLine Vent Terracotta	911534	20001097
Regent RedLine Vent Tudor Brown	911536	20001098
Renown RedLine Vent Farmhouse Red	911639	20001104
Renown RedLine Vent Breckland Brown	911652	20001105
Renown RedLine Vent Slate Grey	911630	20001101
Renown RedLine Vent Terracotta	911634	20001102
Renown RedLine Vent Tudor Brown	911636	20001103

ThruVent Tile

Provides a means of incorporating ventilation within the roof slope where alternative eaves and ridge ventilation systems are not appropriate. It can also be used for mechanical extraction and soil pipe ventilation.

FEATURES

- Ventilates to comply with BS 5250, therefore reducing the risk of harmful condensation in the roof
- Tried and tested and complies with BS 5534 requirements for mechanical fixing
- Complies with BS EN 12056-2, Gravity Drainage Systems Inside Buildings

COMPATIBILITY


- Available for all tiles and slates in the BMI Redland range in all colours (except DuoPlain, Rosemary, and Heathland)

PERFORMANCE

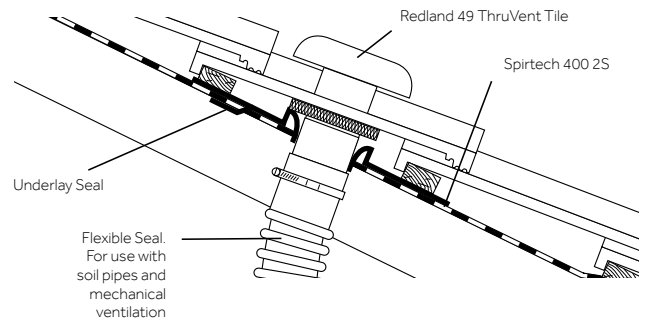
- Minimum and maximum pitch will depend on the profile and surface finish
- Minimum and maximum headlap will depend on the tile profile
- To achieve the specified roof space ventilation the ThruVent tiles should be spaced according to the table below

Can also be used for:

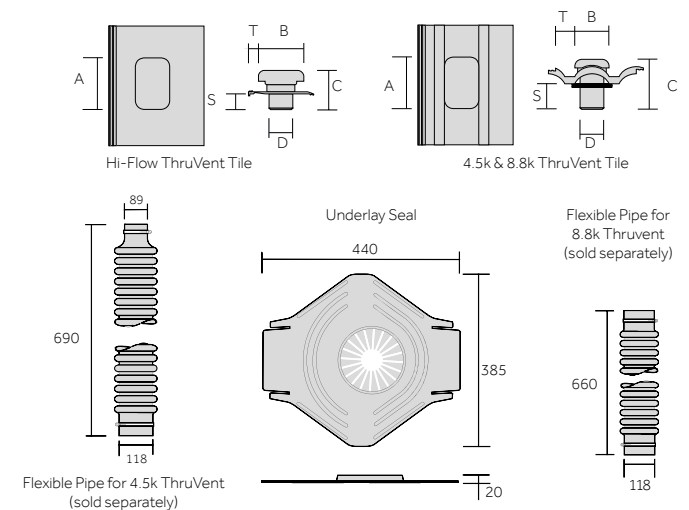
- Mechanical extraction ventilation
- Soil ventilation: Use 4.5k for low rise building (up to 2 storey). No building height restriction applies to the 8.8k ThruVent Tile or the Hi-Flow ThruVent Tile



4.5K THRUVENT TILE CONNECTED TO FLEXIBLE PIPE (Redland 49)



4.5K THRUVENT TILE COMPONENTS



PRODUCT MEASUREMENTS (MM)

Tile profile	S	T
4.5k ThruVent Tile (A=180, B=120, C=175, D=83)		
Cambrian Slate	124	60
Hollander Clay Pantile /Old Hollow Clay Pantile	105	9
Fenland Pantile	122	33
Redland 49	107	40
8.8k ThruVent Tile (A=303, B=202, C=200, D=109)		
Slate 10 Range	116	24
Mini Stonewold	112	22
Westminster Slate	113	20
Grovebury	93	31
50 Double Roman	102	23
Regent	94	21
Renown	113	26
Hi-Flow ThruVent Tile		
Cambrian	119	1

COMPONENTS

- The ThruVent Tile is manufactured in concrete or clay with a PVC ventilation unit and cap. The caps are colour coordinated to the colour of the tile base.
- Each ThruVent Tile is supplied with a Underlay Seal.

Each pack contains:

- 1 x ThruVent (concrete or clay and PVC)
- 1 x Underlay Seal

THRUVENT PERFORMANCE / SPACING

ThruVent	Roof space ventilation (mm ² /m)	ThruVent spacing (m)
4.5k	5,000	0.9
4.5k	10,000	0.45
8.8k	5,000	1.76
8.8k	10,000	0.88
8.8k	25,000	0.35
Hi-Flow	25,000	0.6

PRODUCT CODES


	Previous code	Code
Cambrian 4.5k Thruvent Heather	770528	10002317
Cambrian 4.5k Thruvent Langdale Green	770529	10002318
Cambrian 4.5k Thruvent Slate Grey	770530	10002319
Cambrian 4.5k Thruvent Pre Weathered Slate Grey	770531	10002320
Fenland Pantile 4.5k Thruvent Breckland Brown	732852	10002179
Fenland Pantile 4.5k Thruvent Slate Grey	732830	10002175
Fenland Pantile 4.5k Thruvent Terracotta	732834	10002176
Fenland Pantile 4.5k Thruvent Tudor Brown	732836	10002177
Fenland Pantile 4.5k Thruvent Farm Red	732839	10002178
Fenland Pantile 4.5k Thruvent Black	732863	10002180
49 Tile 4.5k Thruvent Brown	733402	10002181
49 Tile 4.5k Thruvent Antique Red	733403	10002182
49 Tile 4.5k Thruvent Breckland Brown	733452	10002187
49 Tile 4.5k Thruvent Slate Grey	733430	10002183
49 Tile 4.5k Thruvent Terracotta	733434	10002184
49 Tile 4.5k Thruvent Tudor Brown	733436	10002185
49 Tile 4.5k Thruvent Farmhouse Red	733439	10002186
49 Tile 4.5k Thruvent Rustic Red	733478	10002188
Hollander 4.5k Thruvent Red	788080	10002398
Hollander 4.5k Thruvent Brindle	788082	10002399
Old Hollow 4.5k Thruvent Vintage Red	783480	10002388
Old Hollow 4.5k Thruvent Vintage Blue	783460	10002387
Postel 4.5k Thruvent Tile Brindle	784582	10002393
Saxon 10 8.8k Thruvent Black	794463	10002469
Saxon 10 8.8k Thruvent Blue	794464	10002470
Richmond 10 8.8k Thruvent Slate Grey	794330	10002464
Richmond 10 8.8k Thruvent Flame Red	794338	10002465
Richmond 10 8.8k Thruvent Black	794363	10002467
Richmond 10 8.8k Thruvent Blue	794364	10002468
Richmond 10 8.8k Thruvent Rustic Brown	794340	10002466

PRODUCT CODES

	Previous code	Code
Mini Stonewold 8.8k Thruvent Breckland Brown	793552	10002457
Mini Stonewold 8.8k Thruvent Slate Grey	793530	10002453
Mini Stonewold 8.8k Thruvent Terracotta	793534	10002454
Mini Stonewold 8.8k Thruvent Tudor Brown	793536	10002455
Mini Stonewold 8.8k Thruvent Farmhouse Red	793539	10002456
Mini Stonewold 8.8k Thruvent Charcoal Grey	793577	10002459
Mini Stonewold 8.8k Thruvent Black	793563	10002458
Westminster Slate 8.8k Thruvent Cardinal Red	785080	10002395
Westminster Slate 8.8k Thruvent Old College Red	785082	10002396
Westminster Slate 8.8k Thruvent City Black	785079	10002394
Grovebury 8.8k Thruvent Brown	793102	10002429
Grovebury 8.8k Thruvent Antique Red	793103	10002430
Grovebury 8.8k Thruvent Breckland Brown	793152	10002435
Grovebury 8.8k Thruvent Slate Grey	793130	10002431
Grovebury 8.8k Thruvent Terracotta	793134	10002432
Grovebury 8.8k Thruvent Tudor Brown	793136	10002433
Grovebury 8.8k Thruvent Farmhouse Red	793139	10002434
50 Double Roman 8.8k Thruvent Brown	793302	10002443
50 Double Roman 8.8k Thruvent Cotswold	793312	10002445
50 Double Roman 8.8k Thruvent Antique Red	793303	10002444
50 Double Roman 8.8k Thruvent Breckland Brown	793352	10002450
50 Double Roman 8.8k Thruvent Slate Grey	793330	10002446
50 Double Roman 8.8k Thruvent Terracotta	793334	10002447
50 Double Roman 8.8k Thruvent Tudor Brwn	793336	10002448
50 Double Roman 8.8k Thruvent Farmhouse Red	793339	10002449
Regent 8.8k Thruvent Breckland Brown	793052	10002427
Regent 8.8k Thruvent Slate Grey	793030	10002423
Regent 8.8k Thruvent Terracotta	793034	10002424
Regent 8.8k Thruvent Tudor Brown	793036	10002425
Regent 8.8k Thruvent Farmhouse Red	793039	10002426
Regent 8.8k Thruvent Rustic Red	793078	10002428
Renown 8.8k Thruvent Brown	793202	10002436
Renown 8.8k Thruvent Antique Red	793203	10002437
Renown 8.8k Thruvent Breckland Brown	793252	10002442
Renown 8.8k Thruvent Slate Grey	793230	10002438
Renown 8.8k Thruvent Terracotta	793234	10002439
Renown 8.8k Thruvent Tudor Brown	793236	10002440
Renown 8.8k Thruvent Farmhouse Red	793239	10002441
Cambrian Hi-flow Thruvent Slate Grey	734930	10002190
Cambrian Hi-flow Thruvent	734900	10002189

Rapid Roof Vent Tile

A range of discreet ventilating tiles suitable for both low and high-level roof space ventilation, to combat condensation, as well as mechanical and soil pipe ventilation. Suitable for use with most popular interlocking concrete tiles and plain tiles.



FEATURES

- Ventilates to comply with BS 5250, therefore reducing the risk of harmful condensation in the roof
- Discreet design matches the aesthetics of the roof
- Excellent weather performance
- Rigid construction, high quality
- Complies with BS EN 12056-2, Gravity Drainage Systems Inside Buildings

COMPATIBILITY

- Complies with NHBC guidelines for high-level ventilation in new build housing
- Suitable for Slate 10 range, Renown, 50 Double Roman, Grovebury, Mini Stonewold, Redland 49 and concrete Plain Tiles in a range of colours
- Redland 49 Rapid Roof Vent Tile comes with an adaptor which must be used

PERFORMANCE

- The effective ventilation area is 10,000mm² (except BMI Redland 49 which is 8,600mm² and Plain Tile which is 6,500mm²)

COMPONENTS

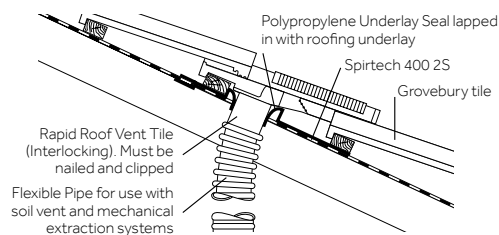
Each pack contains:

- 1 x Vent
- 1 x Underlay Seal
- 1 x Pipe Adaptor (Redland 49 Vent only)

Also available:

- Interlocking Tiles Pipe Adaptor or Plain Tiles Pipe Adaptor
- Flexible Pipe

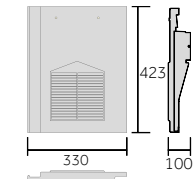
RAPID ROOF VENT TILE CONNECTED TO FLEXIBLE PIPE (REGENT / GROVEBURY)



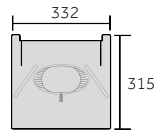
RAPID ROOF VENT TILE COLOURS

Tile type	Tile colour	Vent colour
Mini Stonewold/ Grovebury/ Renown/ 50 Double Roman	Slate Grey	Grey
	Terracotta	Terracotta
	Tudor Brown	Brown
	Farmhouse Red	Terracotta
	Breckland Brown	Brown
	Breckland Black	Grey
Redland 49	Antique Red	Red
	Terracotta	Terracotta
	Tudor Brown	Brown
	Farmhouse Red	Terracotta
	Breckland Brown Rustic Red	Brown Red
Plain Tile	Brown	Dark Brown
	Antique Red	Red
	Terracotta	Terracotta
	Tudor Brown	Brown
	Farmhouse Red	Terracotta
	Breckland Brown Rustic Red	Brown Red
Slate 10	Slate Grey	Grey
	Flame Red	Terracotta
	Rustic Brown	Brown
	Brecon Grey	Black
	Black	Black

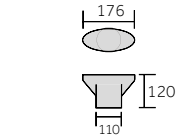
RAPID ROOF VENT TILE COMPONENTS



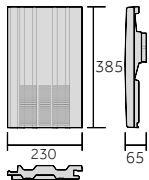
Interlocking Tiles
Rapid Roof Vent
(except Redland 49)



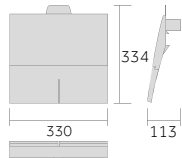
Interlocking Tiles
Underlay Seal



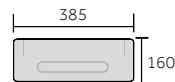
Interlocking Tiles
Pipe Adaptor (sold separately)



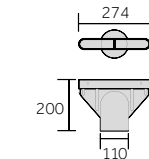
Redland 49
Rapid Roof Vent



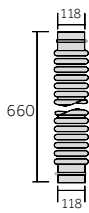
Plain Tile
Rapid Roof Vent



Plain Tile Underlay Seal



Plain Tile
Pipe Adaptor (sold separately)



Flexible Pipe
(sold separately)

RAPID ROOF VENT PERFORMANCE / SPACING

Rapid Roof Vent	Roof space ventilation (mm ² /m)	Vent spacing (m)
Interlocking (except BMI Redland 49)	5,000	2
	10,000	1
	25,000	0.4
Redland 49 (inc Adaptor)	5,000	1.72
	10,000	0.86
	25,000	0.34
Plain Tile	5,000	1.3
	10,000	0.65
	25,000	0.26

PRODUCT CODES

PRODUCT CODES	Previous code	Code
Mini Stonewold Rapid Roof Vent Grey	912430	10002770
Mini Stonewold Rapid Roof Vent Terracotta	912434	10002771
Mini Stonewold Rapid Roof Vent Brown	912436	10002772
Grovebury Rapid Roof Vent Brown	912636	10002780
Grovebury Rapid Roof Vent Terracotta	912634	10002779
Grovebury Rapid Roof Vent Red	912603	10002777
Grovebury Rapid Roof Vent Grey	912630	10002778
Renown Rapid Roof Vent Brown	912736	10002783
Renown Rapid Roof Vent Grey	912730	10002781
Renown Rapid Roof Vent Terracotta	912734	10002782
50 Double Roman Rapid Roof Vent Brown	912536	10002776
50 Double Roman Rapid Roof Vent Terracotta	912534	10002775
50 Double Roman Rapid Roof Vent Red	912503	10002773
50 Double Roman Rapid Roof Vent Grey	912530	10002774
Redland 49 Rapid Roof Vent Brown	912936	10002792
Redland 49 Rapid Roof Vent Terracotta	912934	10002791
Redland 49 Rapid Roof Vent Red	912903	10002790
Plain Tile Rapid Roof Vent Brown	912836	10002789
Plain Tile Rapid Roof Vent Grey	912830	10002787
Plain Tile Rapid Roof Vent Terracotta	912834	10002788
Plain Tile Rapid Roof Vent Dark Brown	912802	10002785
Plain Tile Rapid Roof Vent Red	912803	10002786
Slate 10 Rapid Roof Vent Brown	912336	10002768
Slate 10 Rapid Roof Vent Black	912363	10002769
Slate 10 Rapid Roof Vent Grey	912330	10002766
Slate 10 Rapid Roof Vent Terracotta	912334	10002767

Wakaflex Rapid Flashing

Can be used instead of lead for the majority of pitched roof applications. The unrivalled speed and ease of installation enables standard flashing details to be completed twice as quickly as with lead, offering a viable and safer alternative to traditional methods.

FEATURES

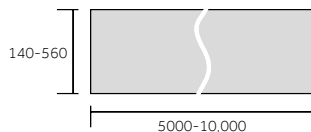
- Appearance of lead, grey colour
- Lighter weight than lead and easy to use
- Can be moulded quickly and easily, without the need for special tools
- No welding required, thanks to the self-fusing properties of the material
- Insensitive to extremes of cold and heat (-40° to +100°C)
- No scrap value means Wakaflex Rapid Flashing is not at risk of theft
- 20-year product guarantee
- Low site wastage due to ease of cutting and simple fixing
- Non-toxic

COMPATIBILITY

- Compatible with all BMI Redland tiles and slates
- Suitable for use with most pitched roofing materials

PERFORMANCE

- Awarded British Board of Agrément Certification, certificate number 09/4622




Wakaflex Rapid Flashing

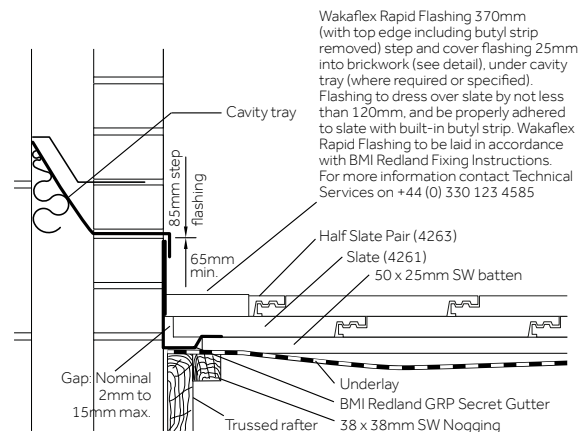
COMPONENTS

COLOURFAST PLASTIC WITH ALUMINIUM RIB MESH INSERT AND BUTYL SEALING EDGE

Size	Weight	Rolls/Box	Previous code	Code
140mm x 5m	2.4kg	2	995330	10003114
180mm x 5m	3.1kg	4	996030	10002893
280mm x 5m	4.8kg	4	995530	10002886
280mm x 10m	9.6kg	2	995630	10002887
370mm x 5m	6.3kg	3	995730	10002889
560mm x 5m	9.6kg	2	995930	10002892



TRADITIONAL STEP AND COVER FLASHING – FLAT INTERLOCKING TILES



Wakaflex Rapid Flashing 370mm (with top edge including butyl strip removed) step and cover flashing 25mm into brickwork (see detail), under cavity tray (where required or specified). Flashing to dress over slate by not less than 120mm, and be properly adhered to slate with built-in butyl strip. Wakaflex Rapid Flashing to be laid in accordance with BMI Redland Fixing Instructions. For more information contact Technical Services on +44 (0) 330 123 4585



ACCESSORIES

PRODUCT CODES	Previous code	Code
Additional Butyl Strip (20mm x 2m)	993000	10002885
Wakaflex Rapid Flashing		
Sealant (310ml)	999500	10002895
M-Glue (290ml)	992930	10002884

Mortar Bedded Fixing Kit

The BMI Redland Mortar Bedded Fixing Kit is the most effective way to mechanically fix mortar bedded ridges and hips. It maintains a traditional aesthetic, whilst complying with BS 5534 and NHBC Technical Standards.

FEATURES

- Maintains a traditional look
- Simple to use. Very similar to standard mortar bedding installation
- One system to be used for both ridges and hips
- Complies with BS 5534 requirements for mechanical fixing
- Complies with NHBC Guidelines for mechanical fixing

COMPATIBILITY

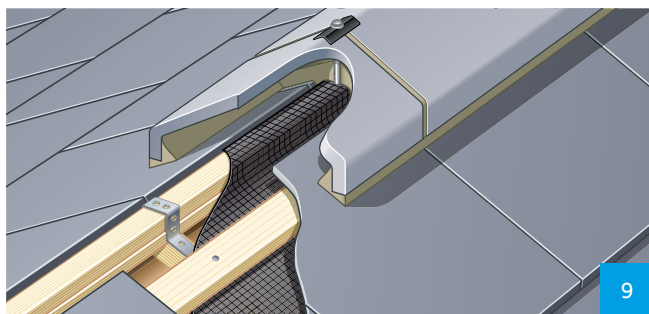
- Fully compatible with all BMI Redland tiles
- Suitable for traditional timber rafter, timber trussed rafter and rigid sarking constructions
- Compatible with most other tiles and slates

COMPONENTS

Each Mortar Bedded Fixing Kit contains sufficient components to secure 5m of concrete ridge or hip tiles or 3.3m of clay ridge or hip tiles. Each pack contains:

- 8 x Batten Straps (Stainless Steel)
- 11 x Universal Angle Clamping Plates (Stainless Steel)
- 16 x Batten Strap Nails (Stainless Steel)
- 11 x 100mm Woodscrews (Stainless Steel).

PRODUCT CODE	Previous code	Code
Mortar Bedded Fixing Kit	931400	10002814



Kro-Clip

Kro-Clip is a versatile clip that allows small roof tile cuts to be mechanically fixed in accordance with BS 5534, particularly at hips and valleys.

FEATURES

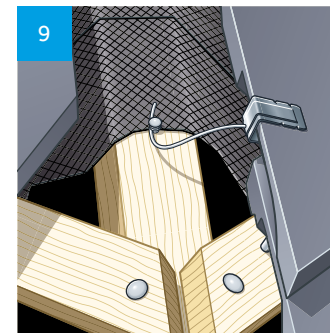
- Robust solution to the long-standing problem of fixing small cut tiles
- Quick and easy to fit
- Firmly grips the side of the tile
- Suitable for numerous roofing details such as at hips and valleys and around roof windows, dormers and solar PV panels
- Mechanical fixing for consistent results, removing the need for glue which requires optimum conditions for use
- Supplied in convenient boxes of 50 clips
- Universal fit covering a large range of tile types

COMPATIBILITY

- Works with any tile from 8-16mm thickness, including Plain Tiles and DuoPlain, or where the cut section of the tile is 8-16mm thick
- Not suitable for Cambrian Slate

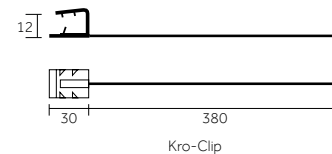
PERFORMANCE

- The rigid clip is secured to the roof tile using a hammer. The attached wire is then wound around a nail which itself is secured to a convenient structural timber fixing point, e.g. a tiling batten, ridge or hip rafter
- The Kro-Clip can be used either on its own or in combination with other clips such as the BMI Redland C-Clip to provide secure head and/or tail fixings for small roof tile cuts and other difficult to fix roof tiles



COMPONENTS

Material	Stainless Steel
Size	30mm long clip with 380mm attached wire
Box Quantity	50



PRODUCT CODE	Previous code	Code
Kro-Clip	914200	10003245

Innofix Clip

Innofix is the multi award-winning revolutionary tool-free tile clip. Simple to fix, with less tile breakage and quicker than ever to install. It's our strongest clip yet, and suitable for all UK exposures in accordance with BS 5534.

FEATURES

- Five sizes available to suit all BMI Redland concrete interlocking tiles
- Tool-free – quick and simple to fix
- Unique clip magazine allowing tangle-free usage
- Colour-coded for error-free identification
- Award-winning design

COMPATIBILITY

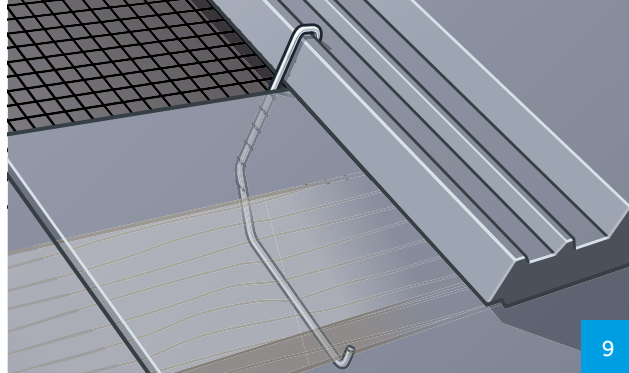
- Innofix Clips are compatible with the following tiles:
 - Red: Grovebury, Regent, and Fenland Pantile
 - Light Blue: 50 Double Roman, and Westminster Slate
 - Light Orange: Redland 49 and Renown
 - Gold: Mini Stonewold and MockBond Mini Stonewold
 - Purple: Richmond 10 Slate, MockBond Richmond 10 Slate, Saxon 10 Slate and DuoPlain
- For the tile course immediately above a sprocket, it is necessary to use the next colour up i.e. instead of Purple use Gold, instead of Gold use Light Orange, instead of Light Orange use Light Blue, instead of Light Blue use Red. For sprockets on a roof using the Red clip, a special Black clip is available

PERFORMANCE

- Up to 40% quicker to install than traditional nailed clips
- Suitable for all exposure zones under BS 5534
- Rustproof and made to last the lifetime of the roof
- Quickest ever clip to install
- Storm-proof - very high resistance to wind uplift

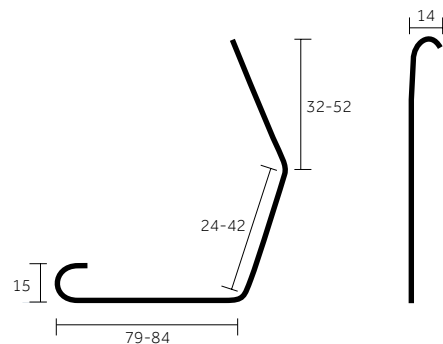
COMPONENTS

Material	Stainless Steel
Box Quantity	500
50 x 25mm tiling battens only	



9

INNOFIX CLIP



Innofix Clip

If using counterbattens they must be minimum 15mm high

PRODUCT CODES	Previous code	Code
Innofix Clip - Red	982100	20001259
Innofix Clip - Light Blue	982200	20001260
Innofix Clip - Light Orange	982300	20001261
Innofix Clip - Gold	982400	20001262
Innofix Clip - Purple	982500	20001263
Innofix Clip - Black	982600	20001264

Hip End Cap

Hip End Caps are the modern way to complete a dry hip installation. Cost-effective and quick-to-install, Hip End Caps are compatible with all BMI Redland dry hip systems providing a neat, colour-matched finish to the hip end.

FEATURES

- Available in both Universal Angle and Third Round profiles
- Available in Black and Terracotta. Third Round additionally available in Brown
- Quick and easy to install
- Lightweight, high-impact construction

COMPATIBILITY

- Third Round Hip End Cap designed for use with Rosemary clay and BMI Redland concrete hip tiles or equivalent hip tile profiles
- Universal Angle Hip End Cap designed for use with both concrete and clay universal angle hip tiles
- Colour matched to suit most hip tiles



COMPONENTS

Material High impact Polystyrene

PRODUCT CODES	Previous code	Code
Hip End Cap - Universal Angle Terracotta	970434	10002848
Hip End Cap - Universal Angle Black	970463	10002849
Hip End Cap - Third Round Terracotta	971234	10002850
Hip End Cap - Third Round Brown	971236	10002851
Hip End Cap - Third Round Black	971263	10002852

Ridge End Cap

Ridge End Caps are the easy way to complete a dry ridge installation. Cost-effective and quick-to-install, Ridge End Caps are designed to work seamlessly with BMI Redland dry verge systems to give a neat, weathertight, colour-matched aesthetically pleasing finish to a roof system.

FEATURES

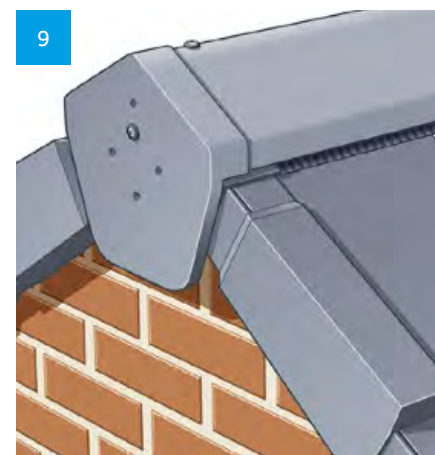
- Available in Universal Angle and Half Round designs
- Quick and easy to install
- Maintenance-free
- Complies with NHBC Guidelines for mechanical fixing

COMPATIBILITY

- Colour match to Rapid Verge units (Slate Grey, Rust) and our clay Universal Angle Ridge Tiles (Black and Terracotta)
- Half Round Ridge End Cap compatible for use with Rosemary clay and BMI Redland concrete half round ridge tiles or equivalent ridge tile profiles
- Universal Angle Ridge End Cap compatible for use with BMI Redland concrete and clay universal angle ridge tiles or equivalent ridge tile profiles

COMPONENTS

Material UV-stable Polypropylene



PRODUCT CODES

PRODUCT CODES	Previous code	Code
Ridge End Cap - Half Round Slate Grey	977230	20001251
Ridge End Cap - Half Round Rust	977255	20001252
Ridge End Cap - Universal Angle Slate Grey	977330	20001254
Ridge End Cap - Universal Angle Terracotta	977334	20001255
Ridge End Cap - Universal Angle Rust	977355	20001256
Ridge End Cap - Universal Angle Black	977363	20001257



BMI Group UK Limited

BMI House
2 Pitfield
Kiln Farm
Milton Keynes
MK11 3LW
Tel +44 (0) 370 560 1000
sales.redland@bmigroup.com

bmigroup.com/uk

BMI Group UK Limited is part of the world's largest roofing and waterproofing manufacturer. A global business specialising in building materials for today's and tomorrow's needs. BMI is a new name, backed-up with over 180 years of experience and knowledge. Bringing together the roofing expertise of industry leading Icopal and Redland and their experience in the specification, manufacture and supply of flat and pitched roofing solutions. United to deliver excellence for our customers.

Learn more at www.bmigroup.com/uk